



CITY CLERKS: PLEASE POST

AGENDA

**PALOS VERDES PENINSULA
REGIONAL CONTRACT LAW COMMITTEE**

**THURSDAY, MARCH 09, 2023
7:30 A.M.***

VIRTUAL MEETING

The Regional Contract Law Committee for Thursday, March 09, 2023, at 7:30 a.m., will be conducted via teleconference using the Zoom platform. Members of the public may participate virtually in the meeting in the following ways:

- Members of the public may listen to the meeting live by calling 1-646-931-3860 from any phone, Meeting ID: 814 6367 4194, Meeting Password: 459987. (Please note you will not have the ability to speak using the call-in option from a phone line.)

-Public correspondence may be emailed to the City Clerk at lauren@rollinghillsestates.gov.

** Meeting will begin immediately following the preceding Peninsula Public Safety Committee meeting*

- I. CALL TO ORDER**
- II. ROLL CALL**
- III. PUBLIC COMMENT**

NOTE: *This is the appropriate time for members of the public to make comments regarding items not listed on this agenda.*

IV. COMMITTEE REORGANIZATION

V. APPROVAL OF MINUTES

A. MINUTES OF NOVEMBER 10, 2022

VI. OLD BUSINESS

A. NONE.

VII. NEW BUSINESS

A. QUARTERLY MEDICAL TRANSPORT RESPONSE TIMES REPORT
(LA COUNTY FIRE DEPARTMENT)

B. QUARTERLY LAW ENFORCEMENT/TRAFFIC/COMMUNITY
OUTREACH REPORT (LA COUNTY SHERIFF'S DEPARTMENT)

VIII. OTHER MATTERS FROM COMMITTEE MEMBERS

NOTE: This is the appropriate time for Committee Members to direct the placement of items for future action on upcoming agendas.

IX. ADJOURNMENT

Next regular meeting Thursday, May 11, 2023 at 7:30 a.m. immediately following the preceding Peninsula Public Safety Committee meeting.



**PALOS VERDES PENINSULA
REGIONAL CONTRACT LAW COMMITTEE
MINUTES TO MEETING ON THURSDAY, NOVEMBER 10, 2022**

I. CALL TO ORDER

A meeting of the Palos Verdes Peninsula Regional Contract Law Committee was called to order by Chair Zuckerman at 8:57 a.m. via Zoom.

II. ROLL CALL

PRESENT:

Rancho Palos Verdes

David Bradley, Mayor
Eric Alegria, Councilmember

Rolling Hills Estates

Frank Zerunyan, Mayor
Steve Zuckerman, Councilmember

Rolling Hills

Bea Dieringer, Councilmember
Patrick Wilson, Councilmember

ALSO PRESENT:

Rancho Palos Verdes

Ara Mihanian, City Manager
Karina Bañales, Deputy City Manager
Jesse Villalpando, Emergency Services Coordinator
McKenzie Bright, Administrative Analyst

Rolling Hills Estates

Greg Grammer, City Manager
Alexa Davis, Assistant City Manager

Rolling Hills

Elaine Jeng, City Manager

Palos Verdes Peninsula Unified School District (PVPUSD)

Brenna Terrones, Assistant Superintendent, Administrative Services
Rick Philips, School Board Member

Los Angeles County Sheriff's Department

Captain James Powers, Lomita Sheriff's Station

Los Angeles County Fire Department

Assistant Chief Brian Bennett, Division 1

III. PUBLIC COMMENT

None.

IV. APPROVAL OF MINUTES

A. MINUTES OF MAY 12, 2022

Motion by Member Zerunyan, seconded by Member Wilson to approve the minutes as presented.

There being no objection, Chair Zuckerman so ordered.

B. MINUTES OF SEPTEMBER 1, 2022

Motion by Member Zerunyan, seconded by Member Wilson to approve the minutes as presented.

Member Dieringer abstained from the September 1, 2022 Minutes vote as she was absent for that meeting.

There being no objection, Chair Zuckerman so ordered.

V. OLD BUSINESS

A. NONE.

VI. NEW BUSINESS

A. QUARTERLY LAW ENFORCEMENT/TRAFFIC/COMMUNITY OUTREACH REPORT (LA COUNTY SHERIFF'S DEPARTMENT)

Los Angeles County Sheriff Captain James Powers summarized the 3rd Quarter Law Enforcement Update of 2022.

Captain Powers highlighted his traffic concerns for Rancho Palos Verdes, including the pedestrian versus vehicle fatality in August, as well as the hazardous citations.

Captain Powers summarized his traffic concerns for Rolling Hills Estates, noting traffic collisions were slightly above average, and so were hazardous citations.

Captain Powers summarized his traffic concerns for Rolling Hills, including the 1 traffic collision in August. He explained that the citations listed include all citations for the City, in response to Member Wilson, and that overtimes are paid even when citations are not written, in response to Member Dieringer.

Chair Zuckerman inquired about cannabis being a factor in collisions. Captain Powers explained the practices and protocols in the Department regarding recognizing controlled substances when on scene of an accident.

Discussion ensued regarding staffing challenges within the Sheriff's Department.

Member Bradley inquired about fentanyl issues within the County. Captain Powers noted that it's a problem across the entire County, and explained that all deputies carry Narcan. Discussion ensued about the growing Fentanyl problem.

Captain Powers then summarized the crime statistics for each City.

Discussion ensued about recent armed robberies in other cities outside of the Peninsula, response times, and alerts received by the Council Members from the Sheriff's Department regarding calls for service.

B. QUARTERLY MEDICAL TRANSPORT RESPONSE TIMES REPORT (LACFD)

Member Dieringer inquired about listing time limits for each listed category for reference, and details of the calls that exceeded those response time limits.

****Member Alergria left the meeting at 9:54 am****

C. COMMITTEE ORGANIZATION ALIGNMENT WITH THE PENINSULA PUBLIC SAFETY COMMITTEE (RPV)

RPV Administrative Analyst Bright provided the Committee Organization Alignment Report, as per the agenda material.

VII. OTHER MATTERS FROM REGIONAL LAW ENFORCEMENT COMMITTEE MEMBERS

None.

VIII. ADJOURNMENT

There being no further business Chair Zuckerman adjourned the meeting at 9:57 a.m. The next meeting is scheduled to be held on Thursday, February 9, 2023, beginning at 7:30 a.m.

[signatures on next page]

Respectfully submitted,

Lauren Pettit
City Clerk
City of Rolling Hills Estates

Approved,

Steve Zuckerman
Chair
City of Rolling Hills Estates



Los Angeles County Fire Department

Rancho Palos Verdes Response Time - 4th Quarter of 2022

Incident Type Category	Interquartile Range	Number of Incidents	Included* Record Count	Average Response Time*
FALSE ALARM, FALSE CALL		33	24	07:10
FIRE, EXPLOSION		9	9	06:50
GOOD INTENT CALL		143	84	06:59
HAZARDOUS CONDITION		8	8	07:02
RESCUE, EMS		764	740	06:15
SERVICE CALL		34	29	06:51
SPECIAL OR OTHER INCIDENT TYPE		4	3	03:09
TOTAL	00:15 - 12:26	995	897	06:21

Interquartile Outlier Factor = 1.5

Grouped by Incident Type Category

Includes only first arriving unit responses

Records meeting the following Criteria are always excluded:

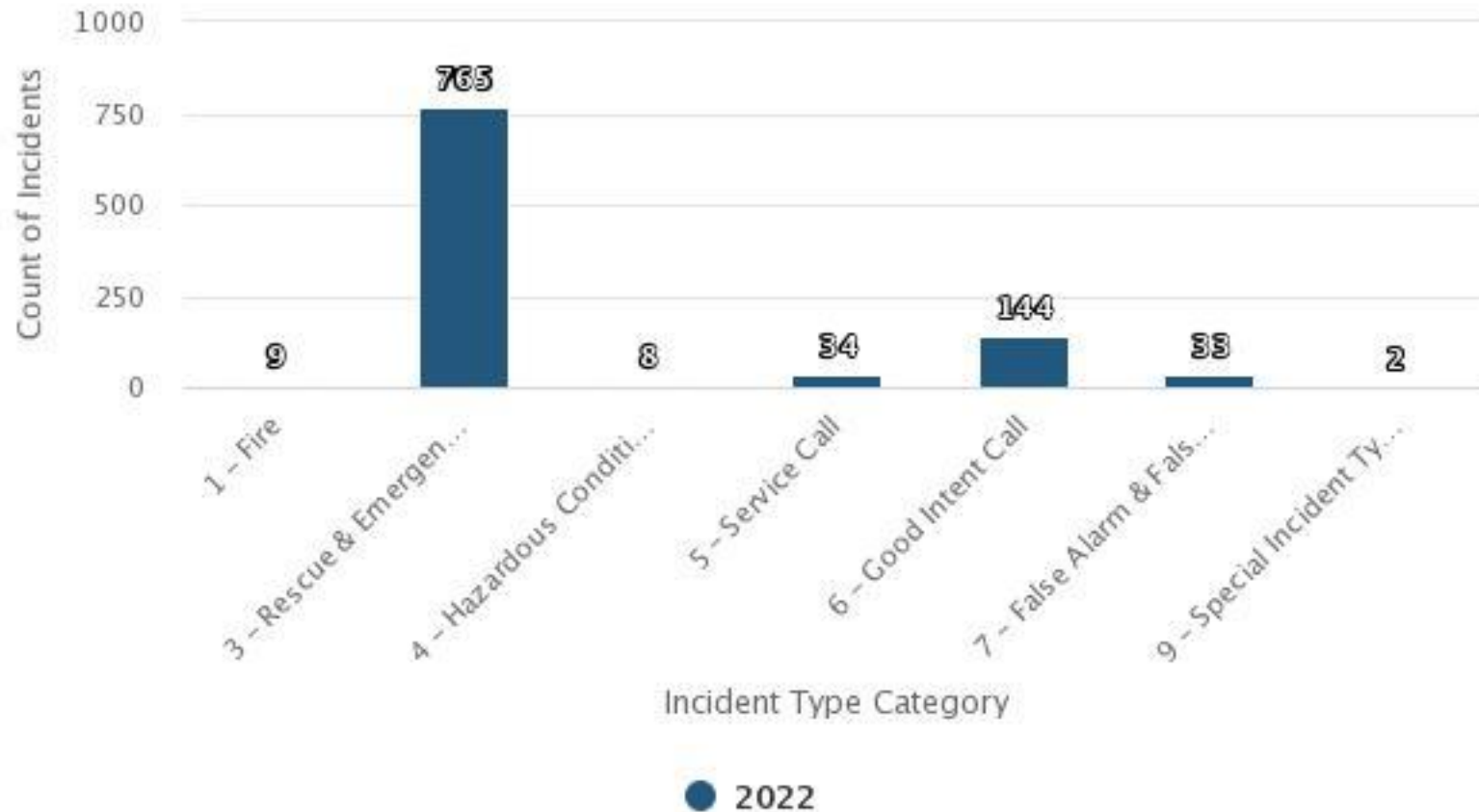
1. Unit did not arrive and/or On Scene (arrival) Time is null
2. On Scene (arrival) Time = Clear Time
3. Apparatus Action <> 93 - Cancelled En Route



COUNTY OF LOS ANGELES FIRE DEPARTMENT
CITY OF RANCHO PALOS VERDE STATISTICS
OCTOBER 2022-DECEMBER 2022

Incidents by Category and Year

Oct 01, 2022 to Dec 31, 2022





Los Angeles County Fire Department

Rolling Hills Response Time - 4th Quarter of 2022

Incident Type Category	Interquartile Range	Number of Incidents	Included* Record Count	Average Response Time*
FALSE ALARM, FALSE CALL		5	2	06:02
FIRE, EXPLOSION		1	1	03:47
GOOD INTENT CALL		16	10	06:34
RESCUE, EMS		29	28	06:31
SERVICE CALL		3	3	03:54
SPECIAL OR OTHER INCIDENT TYPE		1	1	**
TOTAL	-00:02 - 13:06	55	45	06:08

Interquartile Outlier Factor = 1.5

Grouped by Incident Type Category

Includes only first arriving unit responses

Records meeting the following Criteria are always excluded:

1. Unit did not arrive and/or On Scene (arrival) Time is null
2. On Scene (arrival) Time = Clear Time
3. Apparatus Action <> 93 - Cancelled En Route

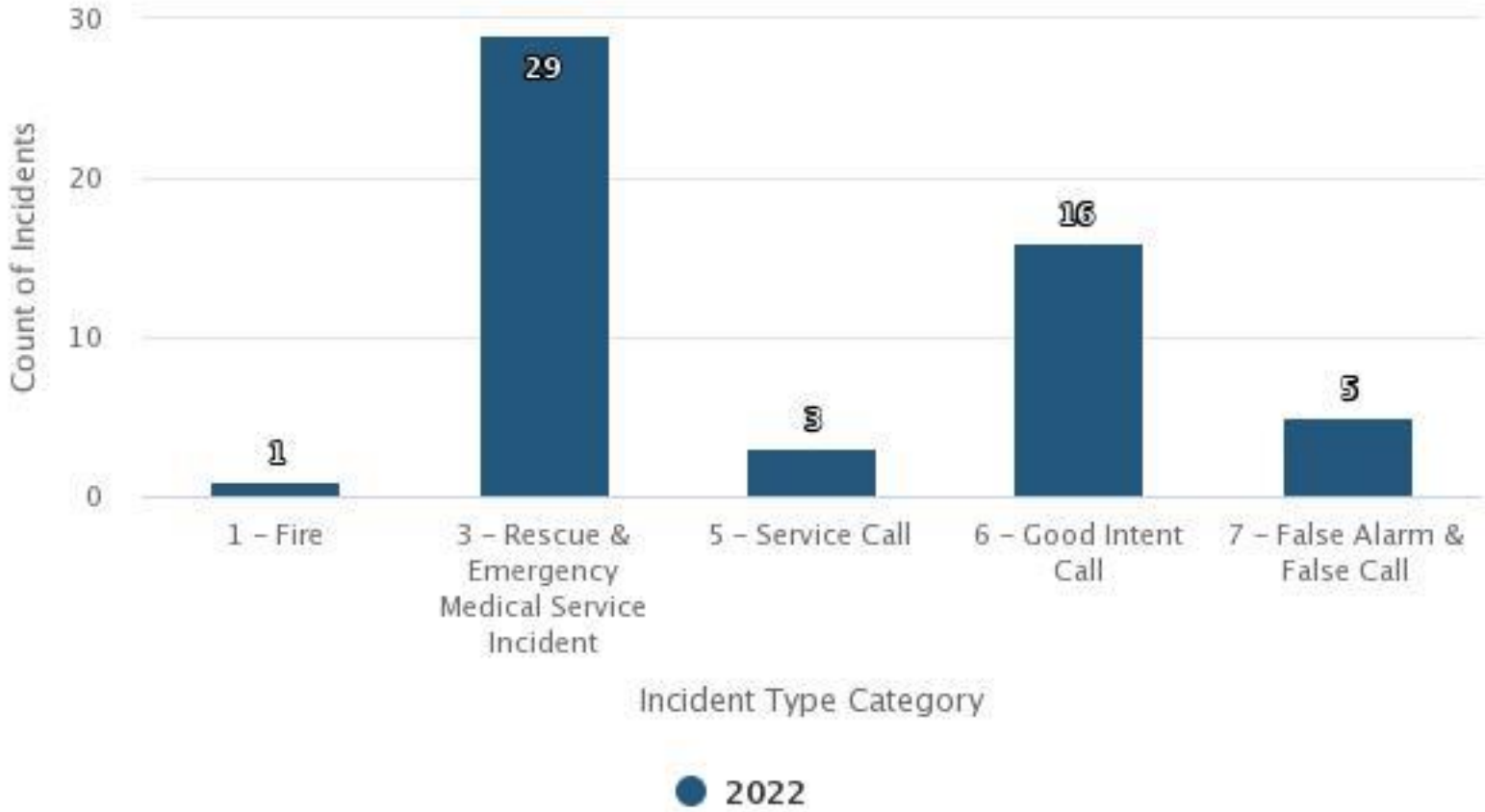
** No arrival time record



**COUNTY OF LOS ANGELES FIRE DEPARTMENT
CITY OF ROLLING HILLS STATISTICS
OCTOBER 2022-DECEMBER 2022**

Incidents by Category and Year

Oct 01, 2022 to Dec 31, 2022





Los Angeles County Fire Department

Rolling Hills Estates Response Time - 4th Quarter of 2022

Incident Type Category	Interquartile Range	Number of Incidents	Included* Record Count	Average Response Time*
FALSE ALARM, FALSE CALL		10	7	06:48
GOOD INTENT CALL		33	21	07:17
RESCUE, EMS		201	199	05:39
SERVICE CALL		7	6	06:42
TOTAL	-01:07 - 12:47	251	233	05:52

Interquartile Outlier Factor = 1.5

Grouped by Incident Type Category

Includes only first arriving unit responses

Records meeting the following Criteria are always excluded:

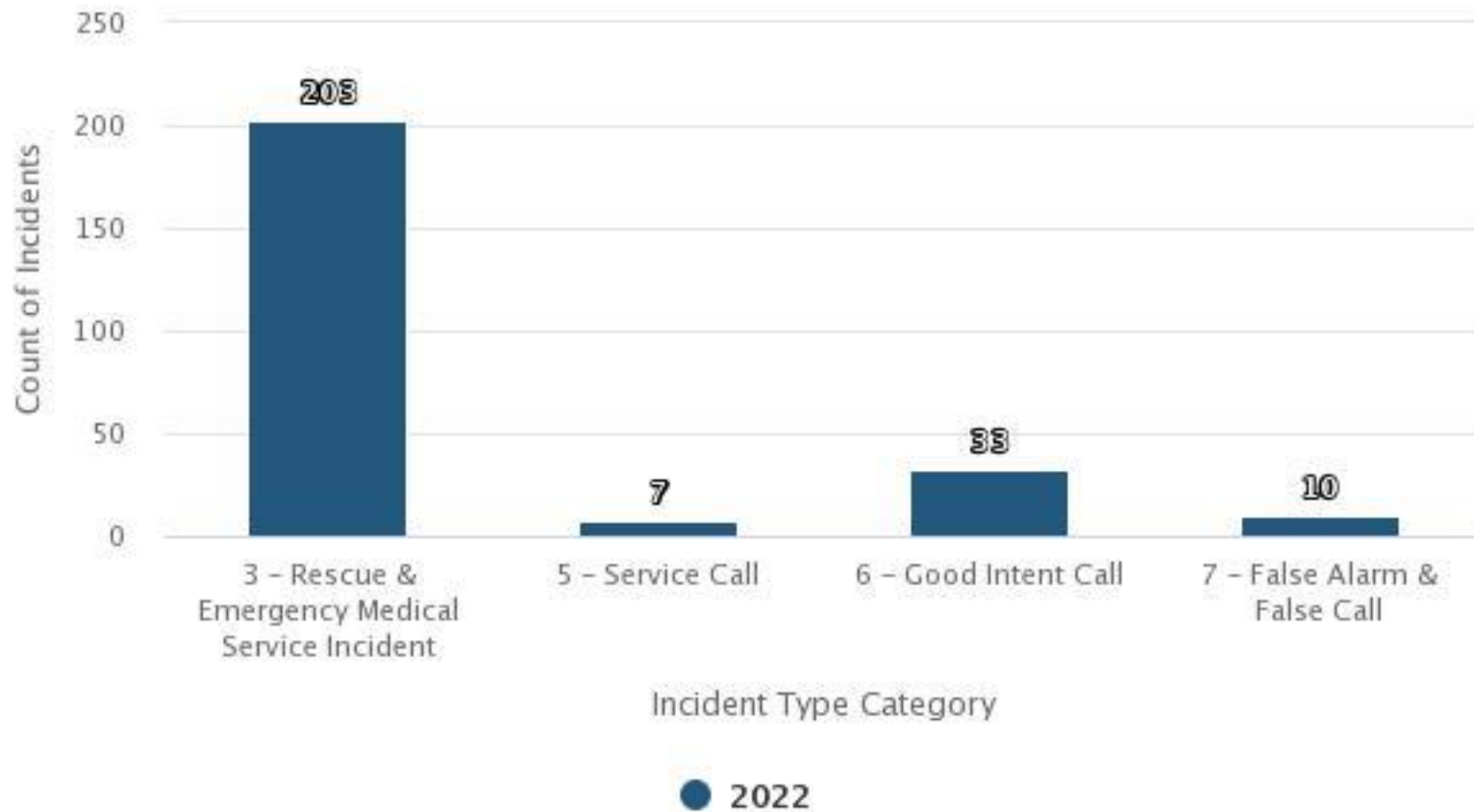
1. Unit did not arrive and/or On Scene (arrival) Time is null
2. On Scene (arrival) Time = Clear Time
3. Apparatus Action <> 93 - Cancelled En Route



COUNTY OF LOS ANGELES FIRE DEPARTMENT
CITY OF ROLLING HILLS ESTATES STATISTICS
OCTOBER 2022-DECEMBER 2022

Incidents by Category and Year

Oct 01, 2022 to Dec 31, 2022





Westmed/McCormick Ambulance

Rancho Palos Verdes

October 2022

Date Period	1	2-8	9-15	16-22	23-29	30-31	
Response Period	Week 1	Week 2	Week 3	Week 4	Week 5	Week 6	Total
0:00 to 8:59	6	21	23	34	17	8	109
9:00 to 14:59	1	15	22	24	16	5	83
15:00 +	0	17	11	10	12	5	55

	Week 1	Week2	Week3	Week4	Week 5	Week 6	Total
Total Responses	7	53	56	68	45	18	247
Total On Time	6	21	23	34	17	8	109
Total Late	1	32	33	34	28	10	138

Total Compliance: 44.1%



Westmed/McCormick Ambulance

Rancho Palos Verdes

November 2022

Date Period	1-5	6-12	13-19	20-26	27-30		
Response Period	Week 1	Week 2	Week 3	Week 4	Week 5	Week 6	Total
0:00 to 8:59	25	16	31	15	8		95
9:00 to 14:59	19	19	18	22	8		86
15:00 +	9	14	14	16	23		76

	Week 1	Week2	Week3	Week4	Week 5	Week 6	Total
Total Responses	53	49	63	53	39	0	257
Total On Time	25	16	31	15	8	0	95
Total Late	28	33	32	38	31	0	162

Total Compliance: 37.0%



Westmed/McCormick Ambulance

Rancho Palos Verdes

December 2022

Date Period	1-3	4-10	11-17	18-24	25-31		
Response Period	Week 1	Week 2	Week 3	Week 4	Week 5	Week 6	Total
0:00 to 8:59	16	16	23	21	20		96
9:00 to 14:59	6	20	25	15	21		87
15:00 +	5	10	11	17	22		65

	Week 1	Week2	Week3	Week4	Week 5	Week 6	Total
Total Responses	27	46	59	53	63	0	248
Total On Time	16	16	23	21	20	0	96
Total Late	11	30	36	32	43	0	152

Total Compliance: 38.7%



Westmed/McCormick Ambulance

Rolling Hills

October 2022

Date Period	1	2-8	9-15	16-22	23-29	30-31	
Response Period	Week 1	Week 2	Week 3	Week 4	Week 5	Week 6	Total
0:00 to 8:59	1	0	1	1	3	0	6
9:00 to 14:59	0	0	1	1	0	0	2
15:00 +	0	0	1	0	1	1	3

	Week 1	Week2	Week3	Week4	Week 5	Week 6	Total
Total Responses	1	0	3	2	4	1	11
Total On Time	1	0	1	1	3	0	6
Total Late	0	0	2	1	1	1	5

Total Compliance: 54.5%



Westmed/McCormick Ambulance

Rolling Hills

November 2022

Date Period	1-5	6-12	13-19	20-26	27-30		
Response Period	Week 1	Week 2	Week 3	Week 4	Week 5	Week 6	Total
0:00 to 8:59	0	0	1	0	0		1
9:00 to 14:59	1	2	1	0	0		4
15:00 +	0	1	1	0	1		3

	Week 1	Week2	Week3	Week4	Week 5	Week 6	Total
Total Responses	1	3	3	0	1	0	8
Total On Time	0	0	1	0	0	0	1
Total Late	1	3	2	0	1	0	7

Total Compliance: 12.5%



Westmed/McCormick Ambulance

Rolling Hills

December 2022

Date Period	1-3	4-10	11-17	18-24	25-31		
Response Period	Week 1	Week 2	Week 3	Week 4	Week 5	Week 6	Total
0:00 to 8:59	0	0	0	1	0		1
9:00 to 14:59	0	2	1	2	0		5
15:00 +	0	0	0	1	0		1

	Week 1	Week2	Week3	Week4	Week 5	Week 6	Total
Total Responses	0	2	1	4	0	0	7
Total On Time	0	0	0	1	0	0	1
Total Late	0	2	1	3	0	0	6

Total Compliance: 14.3%



Westmed/McCormick Ambulance

Rolling Hills Estates

October 2022

Date Period	1	2-8	9-15	16-22	23-29	30-31	
Response Period	Week 1	Week 2	Week 3	Week 4	Week 5	Week 6	Total
0:00 to 8:59	4	9	7	11	9	4	44
9:00 to 14:59	0	7	4	4	4	2	21
15:00 +	1	3	0	1	6	0	11

	Week 1	Week2	Week3	Week4	Week 5	Week 6	Total
Total Responses	5	19	11	16	19	6	76
Total On Time	4	9	7	11	9	4	44
Total Late	1	10	4	5	10	2	32

Total Compliance: 57.9%



Westmed/McCormick Ambulance

Rolling Hills Estates

November 2022

Date Period	1-5	6-12	13-19	20-26	27-30		
Response Period	Week 1	Week 2	Week 3	Week 4	Week 5	Week 6	Total
0:00 to 8:59	7	5	5	8	4		29
9:00 to 14:59	3	4	3	4	5		19
15:00 +	0	0	4	6	3		13

	Week 1	Week2	Week3	Week4	Week 5	Week 6	Total
Total Responses	10	9	12	18	12	0	61
Total On Time	7	5	5	8	4	0	29
Total Late	3	4	7	10	8	0	32

Total Compliance: 47.5%



Westmed/McCormick Ambulance


Rolling Hills Estates

December 2022

Date Period	1-3	4-10	11-17	18-24	25-31		
Response Period	Week 1	Week 2	Week 3	Week 4	Week 5	Week 6	Total
0:00 to 8:59	3	10	12	10	8		43
9:00 to 14:59	2	3	6	5	4		20
15:00 +	0	1	3	2	1		7

	Week 1	Week2	Week3	Week4	Week 5	Week 6	Total
Total Responses	5	14	21	17	13	0	70
Total On Time	3	10	12	10	8	0	43
Total Late	2	4	9	7	5	0	27


Total Compliance: 61.4%




**PENINSULA REGION
4TH QUARTER
LAW ENFORCEMENT UPDATE
2022**

***PRESENTED BY
LIEUTENANT MICHAEL WHITE
LOMITA STATION***





TRAFFIC





RANCHO PALOS VERDES

Traffic Stats

2020

2021

2022

Oct Nov Dec **Average** Oct Nov Dec **Average** Oct Nov Dec **Average**

Total Collisions	16	9	12	12	9	16	5	10	7	11	2	7
Injury Collisions	4	2	4	3	4	7	2	4	3	6	1	3
Enforcement Index	40	80	14	45	11	8	2	7	40	8	18	22
Hazardous Cites	156	159	54	123	41	57	32	34	116	47	18	60
Non-Haz Cites	32	34	21	29	28	21	18	22	37	16	12	22
Parking Cites	22	31	11	21	25	10	17	17	20	26	10	19
DUI Arrests	3	1	1	2	1	0	0	0	2	0	0	1
DUI Collisions	3	0	0	1	0	0	0	0	1	0	0	0
Fatal Collisions	0	0	0	0	0	0	0	0	0	0	0	0

*Traffic Enforcement Index: Haz.Cites + DUI Arrests / Fatal + Injury Collisions (20:1)

4th Quarter Comparison

ROLLING HILLS ESTATES

Traffic Stats



2020

2021

2022

Oct Nov Dec **Average** Oct Nov Dec **Average** Oct Nov Dec **Average**

Total Collisions	8	3	6	6	8	7	5	7	4	3	0	2
Injury Collisions	2	1	3	2	3	2	2	2	1	0	0	0
Enforcement Index	17	29	4	16	9	16	6	9	32	0	0	11
Hazardous Cites	33	29	12	22	27	31	6	21	32	26	4	21
Non-Haz Cites	13	13	4	10	12	6	9	9	12	7	10	10
Parking Cites	2	0	0	1	0	1	5	2	25	5	11	14
DUI Arrests	0	0	0	0	0	0	0	0	0	0	0	0
DUI Collisions	0	0	0	0	1	0	0	0	0	0	0	0
Fatal Collisions	0	0	1	0	0	0	0	0	0	0	0	0

*Traffic Enforcement Index: Haz.Cites + DUI Arrests / Fatal + Injury Collisions (20:1)

4th Quarter Comparison



ROLLING HILLS

Traffic Stats

2020

2021

2022

Oct Nov Dec **Average** Oct Nov Dec **Average** Oct Nov Dec **Average**

Total Collisions	0	1	0	0	0	0	0	0	1	1	0	1
Injury Collisions	0	1	0	0	0	0	0	0	0	0	0	0
Enforcement Index	0	9	0	3	0	0	0	0	0	0	0	0
Hazardous Cites	6	9	16	10	11	9	4	8	12	12	12	12
Non-Haz Cites	0	0	0	0	0	0	0	0	1	0	0	0
Parking Cites	0	0	0	0	0	0	0	0	0	0	0	0
DUI Arrests	0	0	0	0	0	0	0	0	0	0	0	0
DUI Collisions	0	0	0	0	0	0	0	0	0	0	0	0
Fatal Collisions	0	0	0	0	0	0	0	0	0	0	0	0

*Traffic Enforcement Index: Haz.Cites + DUI Arrests / Fatal + Injury Collisions (20:1)

4th Quarter Comparison



PENINSULA REGION

Totals

2020

2021

2022

Oct Nov Dec **Average** Oct Nov Dec **Average** Oct Nov Dec **Average**

Total Collisions	24	13	18	18	17	23	10	17	12	15	2	10
Injury Collisions	6	4	7	6	7	9	4	7	4	6	1	4
Enforcement Index	33	50	10	31	11	11	11	21	41	14	34	30
Hazardous Cites	195	197	82	95	79	97	42	73	160	85	34	83
Non-Haz Cites	45	47	25	31	40	27	27	31	50	23	22	25
Parking Cites	24	31	11	15	25	11	22	19	45	31	21	32
DUI Arrests	3	1	1	2	1	0	0	0	2	0	0	1
DUI Collisions	3	0	0	1	1	0	0	0	1	0	0	0
Fatal Collisions	0	0	1	0	0	0	0	0	0	0	0	0

*Traffic Enforcement Index: Haz.Cites + DUI Arrests / Fatal + Injury Collisions (20:1)


4th Quarter Comparison

2022 CRIME STATS

4th QUARTER

* SHERIFF * DO NOT CROSS * CRIME SCENE * DO NOT CROSS * SHERIFF *

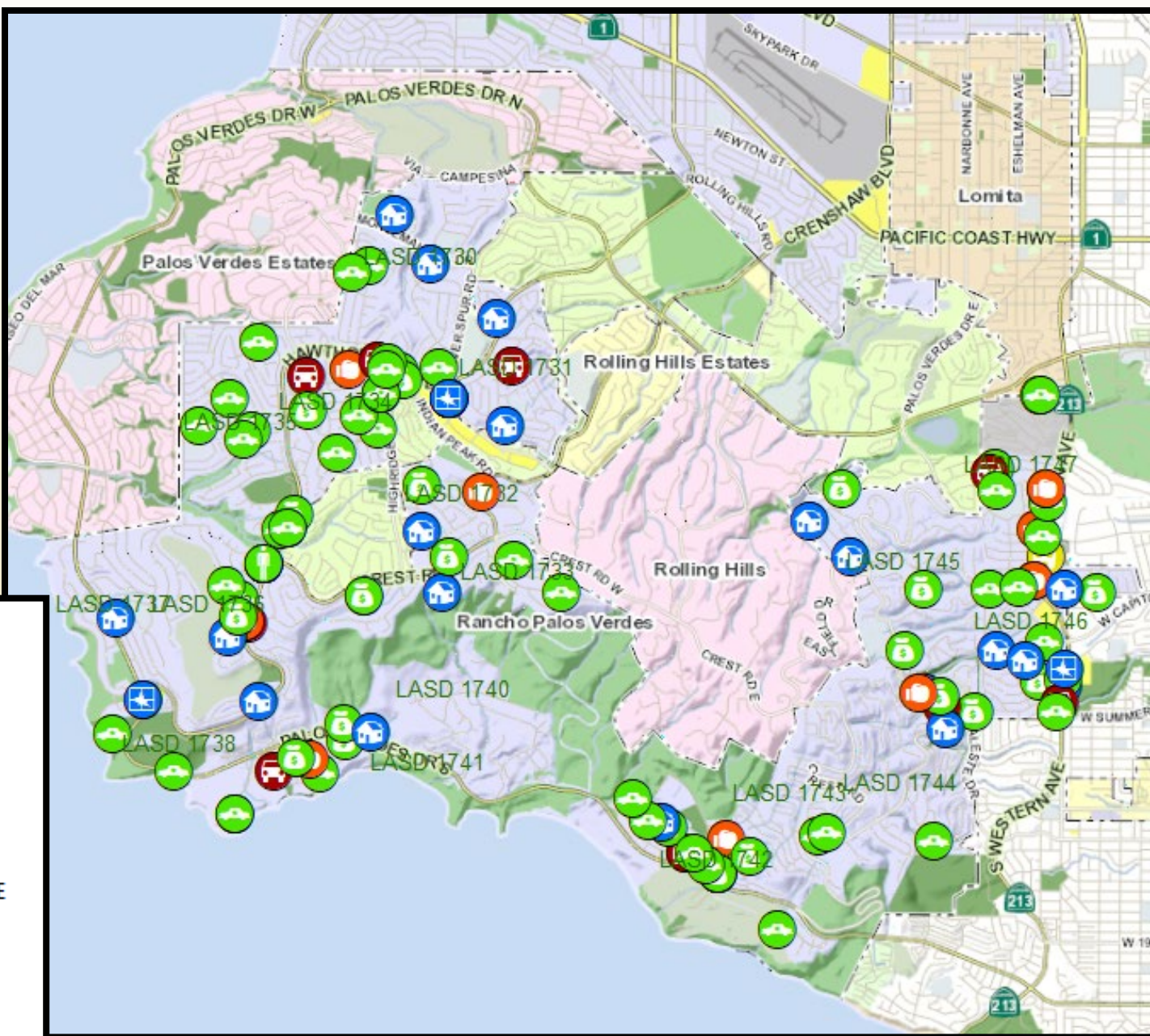




2022 PART I - 4th QUARTER COMPARISON

Rancho Palos Verdes

	2022	2021	2020	2019	2018
Homicide	0	0	0	0	0
Rape	0	0	1	0	0
Robbery	2	2	2	0	1
Aggravated Assault	12	4	7	3	9
Burglary, Residence	19	24	17	27	20
Burglary, Structure	5	4	6	0	3
Vehicle Burglary	14	16	21	10	14
Theft from Vehicle	15	17	18	6	13
Other Larceny / Theft	46	49	31	13	26
Grand Theft Auto	9	14	12	2	6
Arson	0	0	0	1	0
TOTAL	122	130	115	62	92



Rancho Palos Verdes



PART II CRIME ACTIVITY COMPARISON

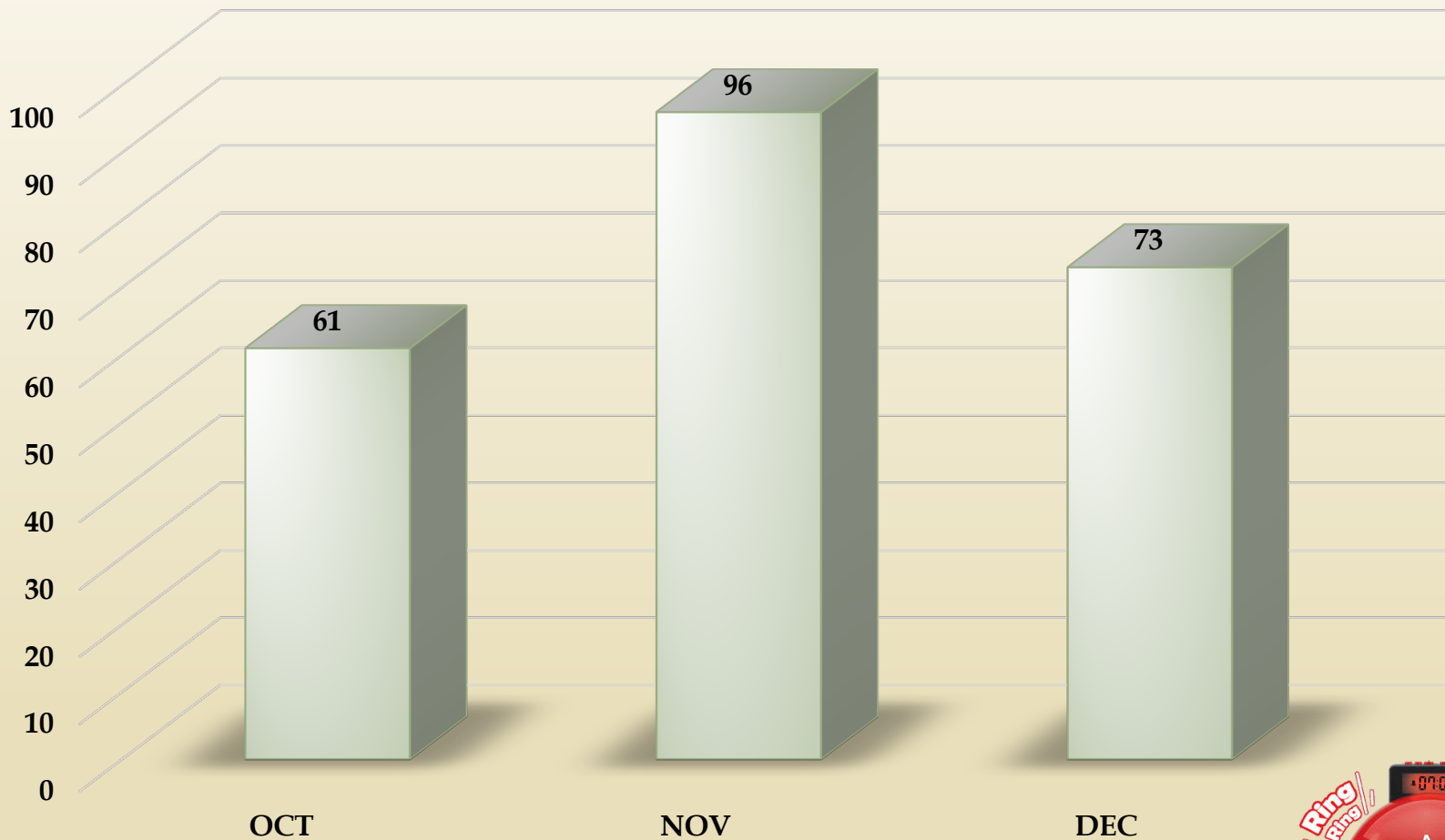
Rancho Palos Verdes 4th Quarter

	2022	2021	2020	2019	2018
Forgery	17	9	7	9	8
Fraud/ID Theft	32	26	33	15	32
Sex Offense, Felony	0	3	0	2	1
Sex Offense, Misdemeanor	3	0	1	2	1
Non-Aggravated Assault	14	5	9	5	6
Weapon Laws	3	2	2	0	2
Offenses Against Family	1	3	0	1	0
Liquor Laws	0	0	0	0	0
Drunk-Alcohol/Drugs	1	1	2	0	0
Disorderly Conduct	3	3	0	1	1
Vagrancy	0	0	0	0	0
Gambling	0	0	0	0	0
Drunk Driving-Vehicle/Boat	1	2	5	9	7
Vandalism (Non-graffiti)	18	12	12	4	9
Vandalism (Graffiti)	0	0	1	0	0
Receiving Stolen Property	1	0	0	0	0
Federal Offenses w/o money	0	0	0	0	0
Federal Offenses w/ money	0	0	0	1	0
Felonies, Misc	2	4	3	1	3
Misdemeanors, Misc	4	13	3	7	6
TOTAL CRIME	100	83	78	57	76
ARRESTS					
Part I	20	16	26	9	11
Part II	38	47	61	72	64
TOTAL ARRESTS	58	63	87	81	75
Burglaries	3	2	3	3	3
GTA's	6	5	9	0	1
Narco	5	8	11	16	14



RANCHO PALOS VERDES

False Alarms

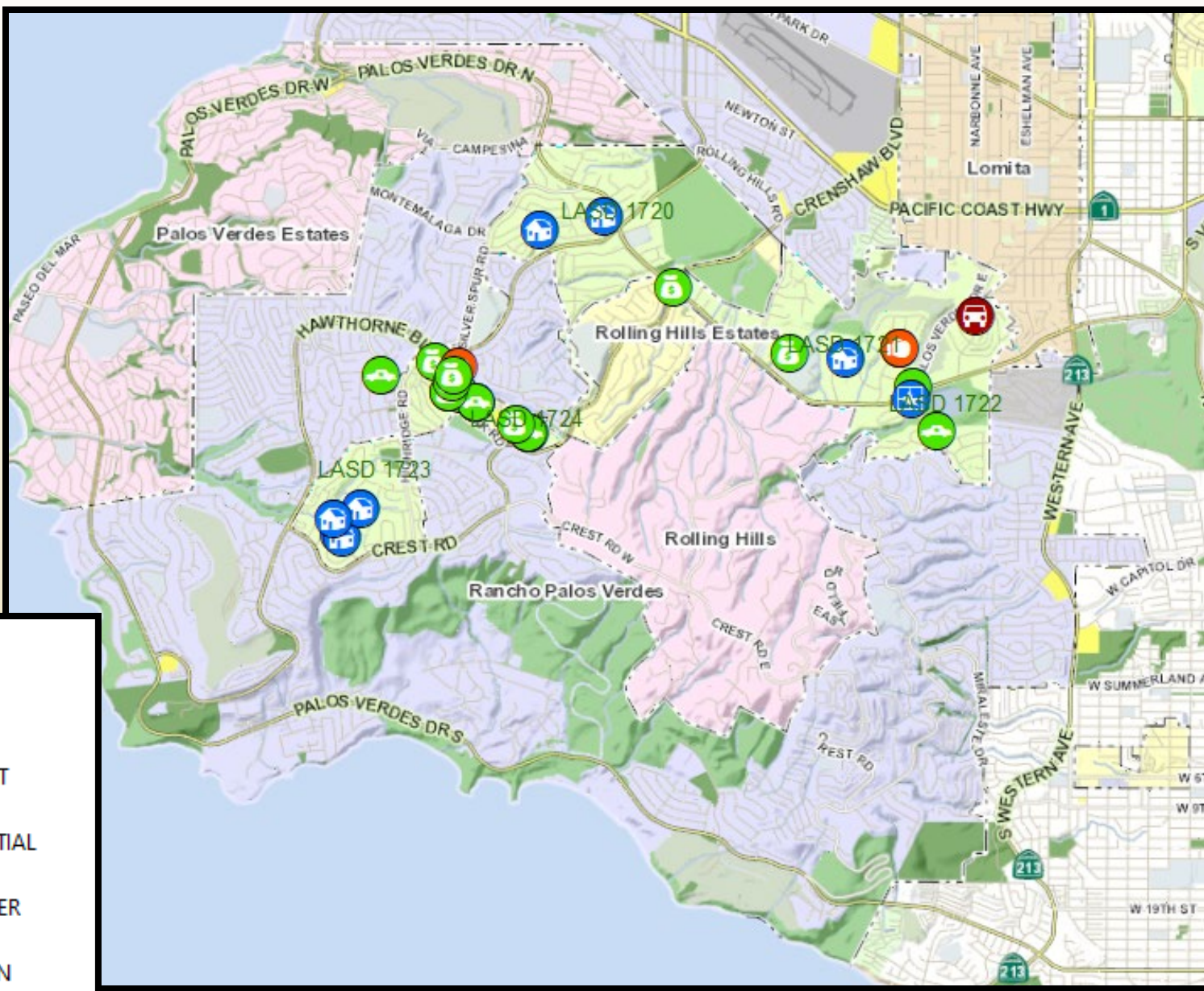


2022 PART I - 4th QUARTER COMPARISON

Rolling Hills Estates



	2022	2021	2020	2019	2018
Homicide	0	0	0	0	0
Rape	0	0	0	1	0
Robbery	2	1	2	0	0
Aggravated Assault	1	2	2	0	0
Burglary, Residence	7	4	3	4	10
Burglary, Structure	8	6	3	4	4
Vehicle Burglary	6	2	6	9	2
Theft from Vehicle	0	2	7	3	6
Other Larceny / Theft	15	14	15	14	9
Grand Theft Auto	1	5	3	2	4
Arson	0	0	0	0	0
TOTAL	40	36	41	37	35



Rolling Hills Estates

PART II CRIME ACTIVITY COMPARISON

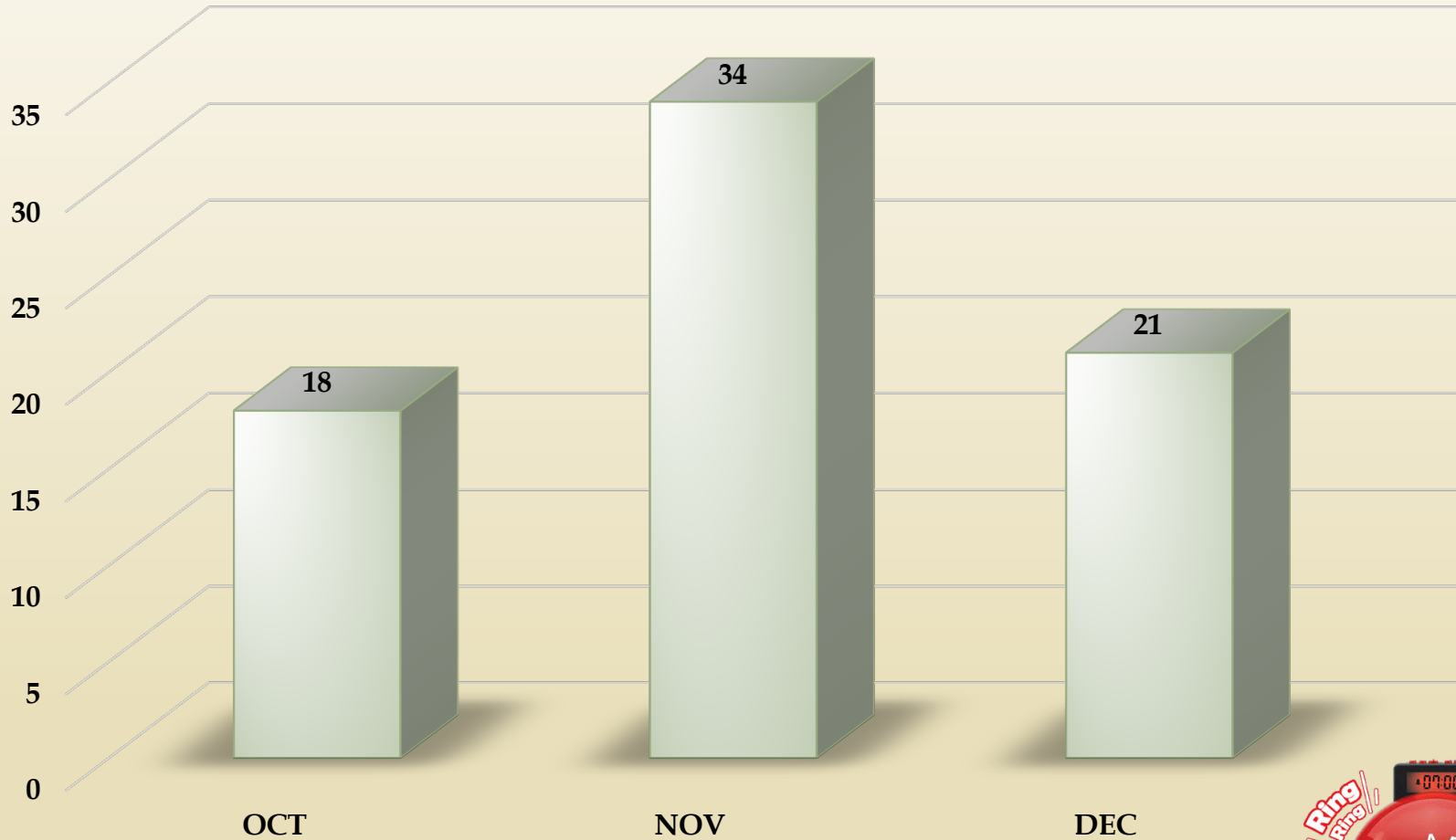
Rolling Hills Estates 4th Quarter



	2022	2021	2020	2019	2018
Forgery	6	1	1	3	1
Fraud/ID Theft	10	10	11	7	7
Sex Offense, Felony	0	0	1	0	1
Sex Offense, Misdemeanor	0	1	1	1	0
Non-Aggravated Assault	2	10	2	2	0
Weapon Laws	2	1	1	0	1
Offenses Against Family	1	1	0	0	0
Liquor Laws	0	0	0	0	0
Drunk-Alcohol/Drugs	0	0	0	1	0
Disorderly Conduct	2	1	0	2	0
Vagrancy	0	0	0	0	0
Gambling	0	0	0	0	0
Drunk Driving-Vehicle/Boat	0	1	0	1	0
Vandalism (Non-graffiti)	5	3	2	8	5
Vandalism (Graffiti)	1	0	0	1	0
Receiving Stolen Property	0	0	0	0	1
Federal Offenses w/o money	0	0	0	0	0
Federal Offenses w/ money	0	1	1	1	0
Felonies, Misc	0	2	1	1	8
Misdemeanors, Misc	2	2	1	3	1
TOTAL CRIME	31	34	22	31	25
ARRESTS					
Part I	17	11	9	2	3
Part II	7	16	16	30	19
TOTAL ARRESTS	24	27	25	32	22
Burglaries	7	2	1	0	1
GTA's	3	4	2	2	1
Narco	0	1	1	2	4

ROLLING HILLS ESTATES

False Alarms

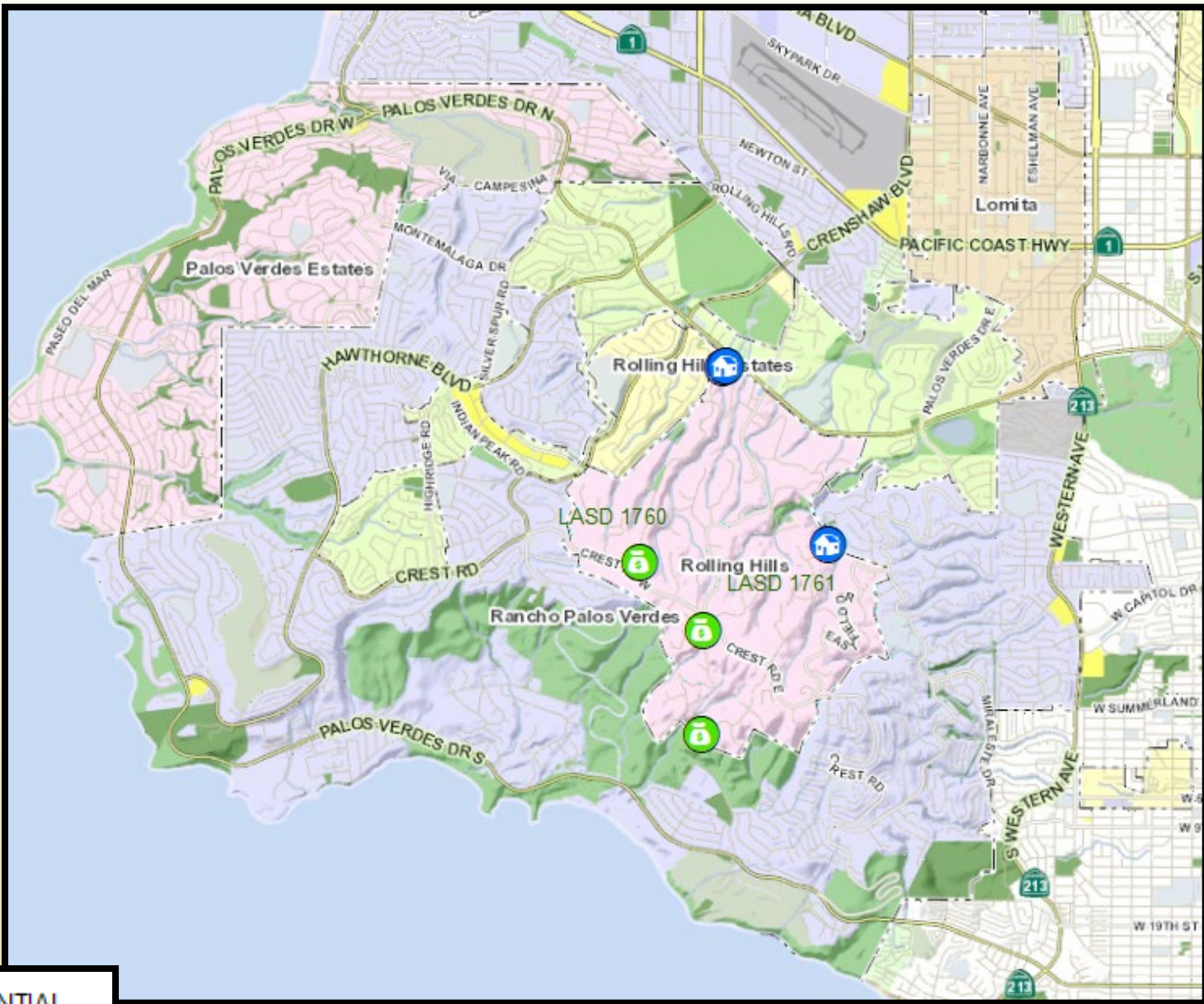


2022 PART I - 4th QUARTER COMPARISON

Rolling Hills



	2022	2021	2020	2019	2018
Homicide	0	0	0	0	0
Rape	0	0	0	0	0
Robbery	0	0	0	0	0
Aggravated Assault	0	0	0	1	0
Burglary, Residence	3	0	0	0	1
Burglary, Structure	1	0	0	1	0
Vehicle Burglary	0	0	0	0	0
Theft from Vehicle	0	0	0	0	0
Other Larceny / Theft	2	1	2	0	2
Grand Theft Auto	0	0	0	0	0
Arson	0	0	1	0	0
TOTAL	6	1	3	2	3



BURGLARY - RESIDENTIAL



OTHER THEFT

Rolling Hills

Part II Crime Activity Comparison

Rolling Hills 4th Quarter

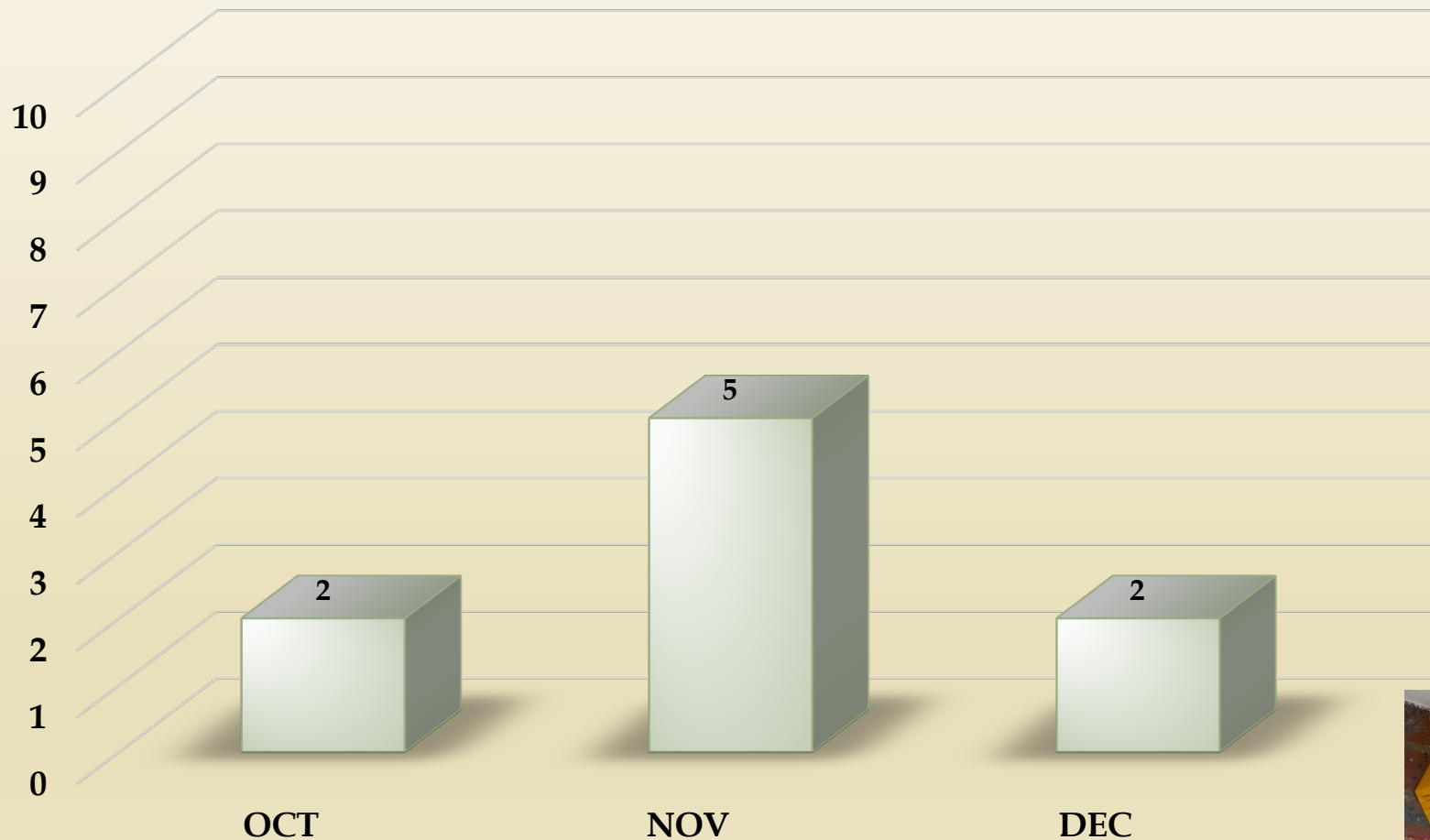


	2022	2021	2020	2019	2018
Forgery	5	0	0	1	3
Fraud/ID Theft	2	0	2	0	2
Sex Offense, Felony	0	0	0	0	0
Sex Offense, Misdemeanor	0	0	0	0	0
Non-Aggravated Assault	0	0	0	0	0
Weapon Laws	0	0	0	0	0
Offenses Against Family	0	0	0	0	0
Liquor Laws	0	0	0	0	0
Drunk-Alcohol/Drugs	0	0	0	0	0
Disorderly Conduct	0	1	0	0	0
Vagrancy	0	0	0	0	0
Gambling	0	0	0	0	0
Drunk Driving-Vehicle/Boat	0	0	0	0	0
Vandalism (Non-graffiti)	0	0	0	0	0
Vandalism (Graffiti)	0	0	0	0	0
Receiving Stolen Property	0	0	0	0	0
Federal Offenses w/o money	0	0	0	0	0
Federal Offenses w/ money	0	0	0	0	0
Felonies, Misc	0	0	1	0	0
Misdemeanors, Misc	1	0	0	0	0
TOTAL CRIME	8	1	3	1	5
ARRESTS					
Part I	0	0	0	1	0
Part II	0	0	0	1	0
TOTAL ARRESTS	0	0	0	2	0
Burglaries	0	0	0	0	0
GTA's	0	0	0	0	0
Narco	0	0	0	0	0



ROLLING HILLS

False Alarms



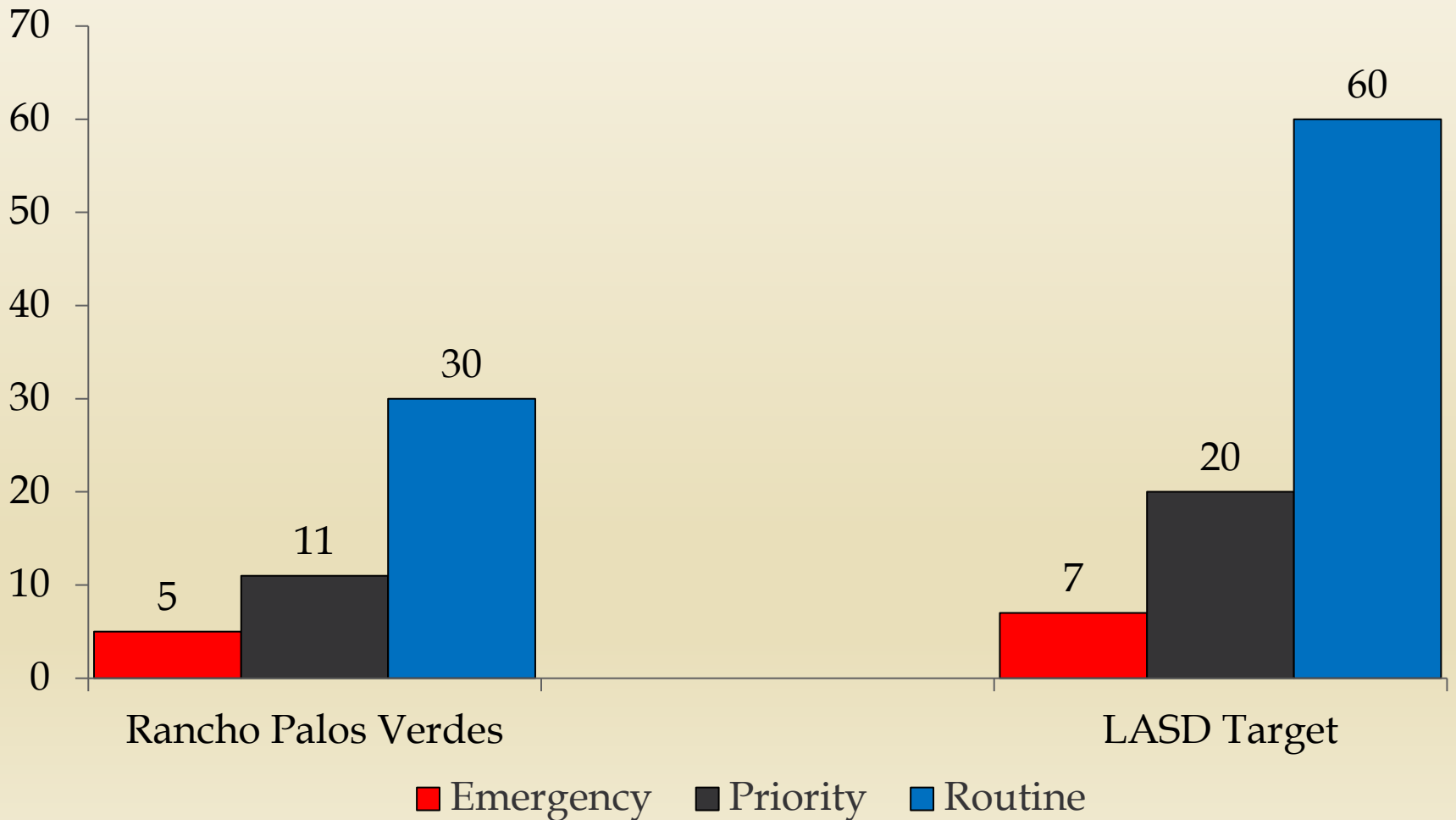


RESPONSE TIMES



Rancho Palos Verdes

4th Quarter Average Response Times



RANCHO PALOS VERDES EMERGENT CALL RESPONSE

4th Quarter 2022 Page 1

DATE	LOCATION	TYPE OF CALL	ENTRY	ENROUTE	ARRIVAL	RESP TIME MIN	TAG
10/01	VIGILANCE DR	MEDICAL RESCUE	0738	0739	0745	7	24
10/01	EDDINGHILL DR	MEDICAL RESCUE	2325	2326	2334	9	91
10/02	SEA COVE DR	POSS BURG TO RESD	1619	1620	1622	3	71
10/03	PV DR E/LA VISTA VERDE	TRAFFIC ACCIDENT	1222	1224	1231	9	59
10/05	RAVENSPUR DR	MEDICAL RESCUE	0148	0150	0154	6	6
10/05	QUEENRIDGE DR	MEDICAL RESCUE	1100	1101	1104	4	41
10/05	PONTEVEDRA DR	FIRE	1857	1858	1900	3	97
10/05	RUE DE LA PIERRE	MEDICAL RESCUE	1915	1916	1920	5	98
10/07	WESTERN AVE	BURG TO BUSINESS	0523	0524	0526	3	16
10/07	PV DR E/PV DR S	TRAFFIC ACCIDENT	2125	2126	2130	5	90
10/08	TERRANEA WAY	MEDICAL RESCUE	2244	2246	2254	10	89
10/10	PV DR SOUTH	MEDICAL RESCUE	1048	1049	1056	8	42
10/11	HAWTHORNE BL	BURG TO BUSINESS	1654	1655	1656	2	76
10/12	PV DR WEST	MEDICAL RESCUE	1223	1224	1227	4	40
10/12	OCEANCREST DR	SHOOTING	1510	1511	1512	1	63
10/14	NARCISSA DR	TRAFFIC ACCIDENT	1644	1645	1648	4	70
10/15	RUE DE LA PIERRE	MEDICAL RESCUE	1434	1436	1439	5	37
10/15	LOS VERDES DR	DISTURBANCE	2307	2310	2315	8	70
10/17	PONTEVEDRA DR	PERSON W/ A GUN	1038	1039	1043	5	38
10/17	BEACHVIEW DR	ASSAULT	2308	2310	2317	9	90
10/19	GRANDPOINT LN	POSS BURG TO RESD	0617	0619	0620	3	16
10/19	WESTERN AVE	ROBBERY	0548	0551	0600	12	18
10/20	PV DR E	TRAFFIC ACCIDENT	2124	2125	2131	6	99
10/21	WESTERN AVE	ROBBERY	1123	1125	1127	4	50
10/21	PEACOCK RIDGE RD	MEDICAL RESCUE	1642	1643	1646	4	75
10/21	LARKVALE DR	FAMILY DISTURBANCE	2333	2335	2340	7	113
10/22	PV DR E / PV DR S	DISTURBANCE	0007	0009	0013	6	3
10/22	LOS VERDES DR	ASSAULT	0845	0846	0849	4	35

RANCHO PALOS VERDES EMERGENT CALL RESPONSE

4th Quarter 2022 Page 2

DATE	LOCATION	TYPE OF CALL	ENTRY	ENROUTE	ARRIVAL	RESP TIME MIN	TAG
10/24	VISTA DEL MAR	BURG TO RESD	1420	1422	1429	9	65
10/28	WESTERN AVE	MEDICAL RESCUE	1224	1225	1229	5	49
10/29	WESTERN AVE	MEDICAL RESCUE	2113	2115	2122	9	81
10/29	HAWTHORNE BL/VIA RIVERA	TRAFFIC ACCIDENT	2338	2340	2344	6	102
10/30	CRESTRIDGE RD	MEDICAL RESCUE	1754	1755	1756	2	60
10/31	PEACOCK RIDGE RD	MEDICAL RESCUE	0703	0705	0710	7	13
11/01	CENTURIA DR	FAMILY DISTURBANCE	2111	2115	2118	7	84
11/02	AVENIDA APRENDA	911 HANG UP	0245	0246	0247	2	9
11/03	CAMINO PORVENIR	BURG TO RESD	0227	0228	0234	7	13
11/04	WESTERN AVE	ASSAULT	0013	0015	0019	6	2
11/04	WESTERN AV/SUMMERLAND AV	TRAFFIC ACCIDENT	0745	0746	0750	5	25
11/04	PV DR S/TERRANEA WAY	TRAFFIC ACCIDENT	1256	1258	1303	7	58
11/05	PV DR S/ TERRANEA WAY	SUSPICIOUS PERSON	2055	2056	2058	3	76
11/07	PV DR SOUTH	TRAFFIC ACCIDENT	2018	2020	2023	5	109
11/08	SUMMERLAND ST	BURG TO VEH	0254	0255	0300	6	7
11/08	GANADO DR	BURG TO RESD	0536	0536	0543	7	12
11/08	CRESTMONT LN/HAWTHORNE BL	TRAFFIC ACCIDENT	2001	2002	2006	3	81
11/09	CARTIER DR	MEDICAL RESCUE	1527	1529	1531	4	77
11/09	WESTERN AV/WESTMONT AV	TRAFFIC ACCIDENT	1908	1910	1913	5	97
11/09	PV DR WEST	BURG TO RESD	2246	2248	2255	9	107
11/12	MT PALOMAR PL	MEDICAL RESCUE	2111	2115	2117	6	91
11/13	WESTERN AVE	MEDICAL RESCUE	1116	1118	1120	4	28
11/13	ATFORD DR	MEDICAL RESCUE	1140	1141	1144	4	32
11/15	LOMO DR	MEDICAL RESCUE	1635	1636	1638	3	72
11/15	MIRALESTE DR	VEH FIRE	1834	1835	1841	7	82
11/15	RIDGECOVE CT	MEDICAL RESCUE	2000	2001	2003	3	85
11/16	SPARTA DR	MEDICAL RESCUE	0054	0055	0057	3	3
11/16	HAWTHORNE BL/PV DR W	MEDICAL RESCUE	0938	0939	0941	3	36

RANCHO PALOS VERDES EMERGENT CALL RESPONSE

4th Quarter 2022 Page 3

DATE	LOCATION	TYPE OF CALL	ENTRY	ENROUTE	ARRIVAL	RESP TIME MIN	TAG
11/18	WESTERN AV	FIRE	1145	1146	1146	1	43
11/18	AVENIDA SELECTA	TRAFFIC ACCIDENT	1835	1836	1839	4	85
11/19	WESTERN AVE	BURG TO BUSINESS	0510	0511	0517	7	12
11/21	TERRANEA WAY	FIRE	0214	0215	0217	3	12
11/21	VIA SUBIDA	BURG TO RESD	1741	1742	1746	5	91
11/22	PASEO DE CASTANA	FAMILY DISTURBANCE	1130	1131	1139	9	38
11/22	PASEO DE CASTANA	FAMILY DISTURBANCE	1351	1352	1356	5	47
11/24	LORRAINE RD	FIRE	0946	0948	0953	7	27
11/24	FIRTHRIDGE RD	POSS FIRE	1858	1859	1901	3	61
11/26	LEAH CIR	FAMILY DISTURBANCE	0144	0145	0147	3	5
11/30	PV DR E	TRAFFIC ACCIDENT	1734	1735	1741	7	78
12/03	HAWTHORNE BL/DUPRE DR	SUICIDAL PERSON	1252	1253	1304	12	64
12/05	LOBROOK DR	MEDICAL RESCUE	1151	1152	1157	6	47
12/05	STONECREST RD	MEDICAL RESCUE	2005	2006	2007	2	38
12/05	RAVENSPUR DR	DOMESTIC DISTURBANCE	2148	2149	2157	9	89
12/05	INDIAN VALLEY	ASSAULT	2204	2205	2207	3	92
12/06	HEROIC DR	MEDICAL RESCUE	0910	0911	0915	5	19
12/07	NARCISSA DR/PV DR S	FIRE	0905	0906	0906	1	28
12/07	PV DR N/CRENSHAW BL	TRAFFIC ACCIDENT	1816	1817	1819	3	84
12/09	INDIAN VALLEY RD	MEDICAL RESCUE	1018	1020	1025	7	25
12/09	HEADLAND DR	MEDICAL RESCUE	1154	1156	1204	10	35
12/10	VIA BARON	MEDICAL RESCUE	1633	1635	1638	5	74
12/12	PV DR E/VIA EL MIRO	TRAFFIC ACCIDENT	1621	1623	1627	6	78
12/13	PEACOCKRIDGE DR	MEDICAL RESCUE	1319	1320	1323	4	41
12/13	CREST RD/PV DR E	TRAFFIC ACCIDENT	2108	2109	2122	14	81
12/13	PV DR WEST	POSS SUICIDAL PERSON	2355	2356	3	8	87
12/14	HAWTHORNE BL	MEDICAL RESCUE	0253	0254	0259	6	2
12/14	COASTSITE/BEACHVIEW DR	ASSAULT	1328	1329	1339	11	42

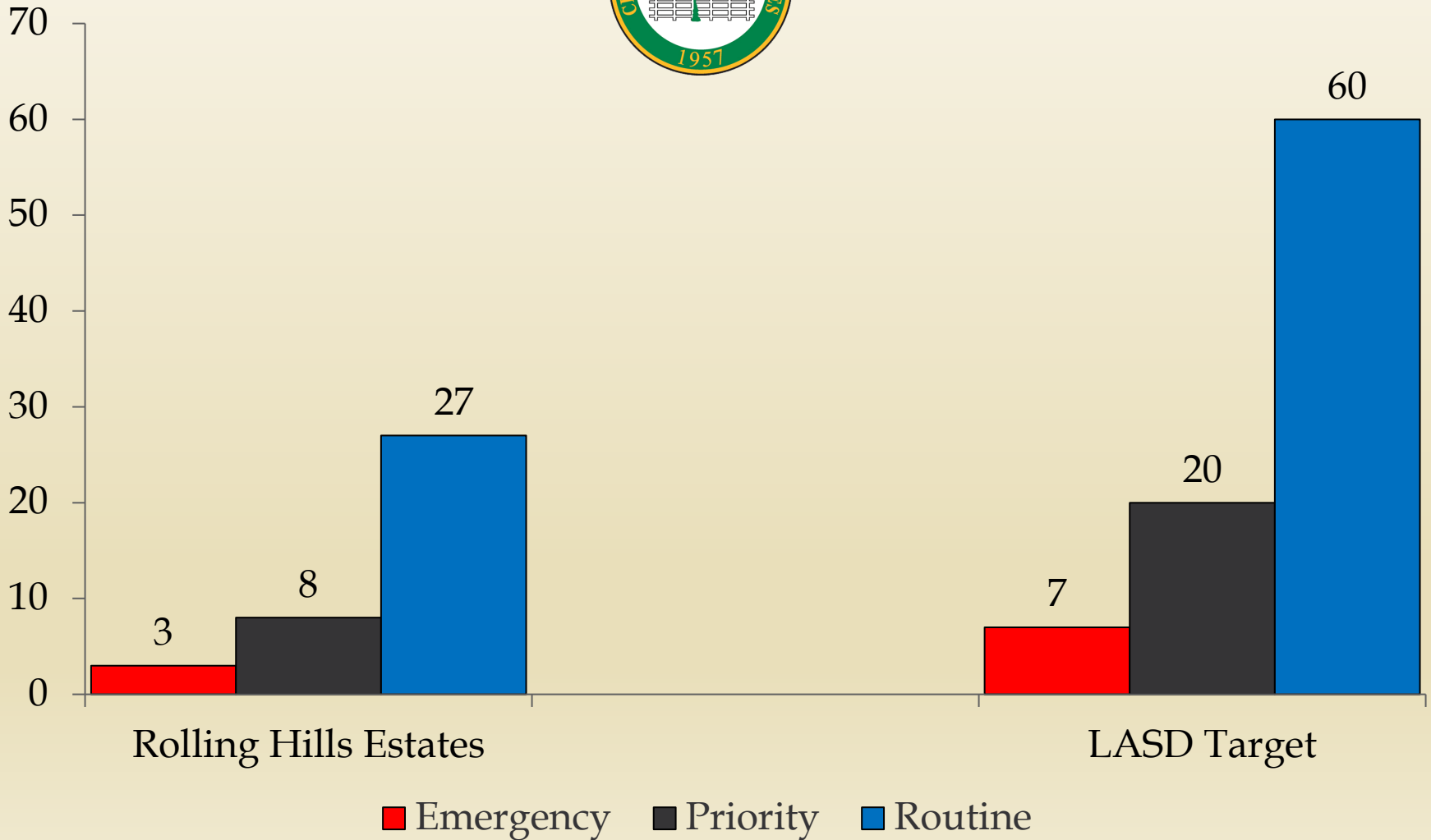
RANCHO PALOS VERDES EMERGENT CALL RESPONSE

4th Quarter 2022 Page 4

DATE	LOCATION	TYPE OF CALL	ENTRY	ENROUTE	ARRIVAL	RESP TIME MIN	TAG
12/14	PEACOCK RIDGE RD	THREATS	1957	1958	2001	4	74
12/16	HAWKHURST DR	MEDICAL RESCUE	1042	1044	1045	3	27
12/16	CREST RD/HAWTHORNE BL	TRAFFIC ACCIDENT	2231	2233	2238	7	103
12/17	PV DR E	SUICIDAL PERSON	1030	1132	1037	7	36
12/17	ARMAGA SPRING RD	ASSAULT	1908	1909	1911	3	84
12/17	WESTERN AV	ASSAULT	2027	2028	2034	7	89
12/18	PEACOCK RIDGE DR	POSS FIRE	1715	1716	1718	3	75
12/18	OCEAN CREST DR	BURG TO RESD	2336	2337	2340	4	91
12/19	CRESTRIDGE RD	MEDICAL RESCUE	1122	1124	1125	3	26
12/21	CADDINGTON DR/WESTERN AV	TRAFFIC ACCIDENT	1707	1718	1710	3	109
12/22	HAWTHORNE BL/HIGHRIDGE RD	TRAFFIC ACCIDENT	0825	0826	0827	2	33
12/23	PV DR E/PV DR S	TRAFFIC ACCIDENT	0423	0423	0423	0	14
12/25	CADDINGTON DR/WESTERN AV	POSS PERSON W/GUN	2346	2347	2350	4	64
12/26	HAWTHORNE BL	MEDICAL RESCUE	1309	1310	1318	9	39
12/26	CALLE DE SUENOS	BURG TO RESD	2026	2028	2029	3	87
12/27	CADDINGTON DR	BURG TO RESD	1311	1312	1322	9	64
12/28	SANTA CRUZ	BURG TO RESD	1242	1243	1244	2	49
12/30	VIA DEL MAR	BURGLARY ALARM	0050	0051	0058	8	3
12/30	WESTERN AV	FIRE	0507	0508	0510	3	10
12/30	TOSCANINI DR	FRAUD	1022	1023	1026	4	31
12/30	PV DR N/WESTERN AV	TRAFFIC ACCIDENT	1256	1257	1258	2	41
12/30	KING ARTHUR CT	TRAFFIC ACCIDENT	1900	1901	1906	6	62
12/31	ISLAND VIEW DR	MEDICAL RESCUE	0932	0933	934	2	14
12/31	HAWTHORNE BL	BURG TO BUSINESS	1558	1559	1559	1	47
12/31	SATTES DR	BURG TO RESD	2333	2334	2338	5	73

ROLLING HILLS ESTATES

4th Quarter Average Response Times



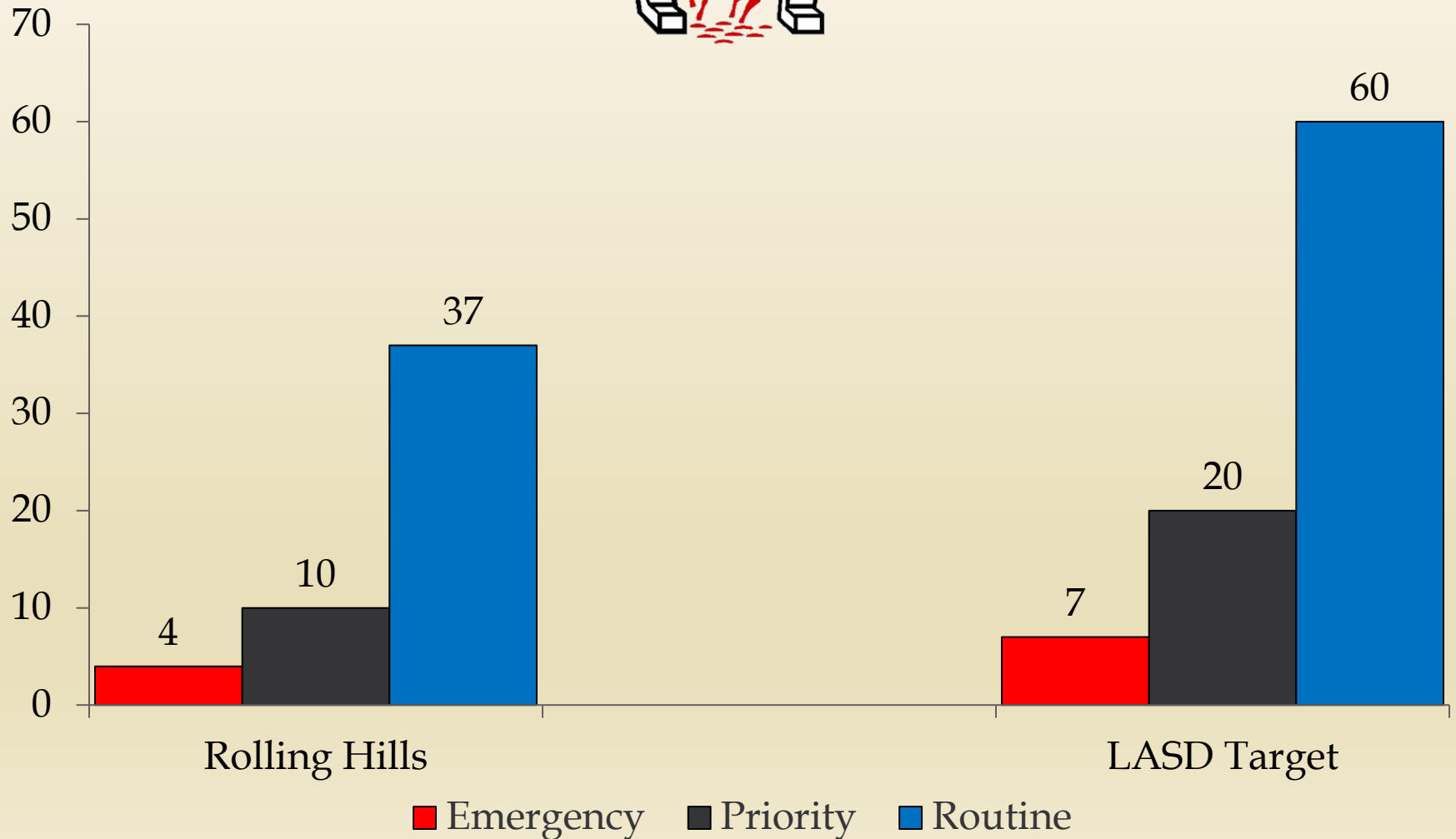
ROLLING HILLS ESTATES EMERGENT CALL RESPONSE

4th Quarter 2022 Page 1

DATE	LOCATION	TYPE OF CALL	ENTRY	ENROUTE	ARRIVAL	RESP TIME MIN	TAG
10/01	PENINSULA CTR	BURGLARY	1252	1253	1253	1	45
10/04	SILVER SADDLE LN	FAMILY DISTURBANCE	2352	2352	2356	4	105
10/13	PENINSULA CENTER	BURGLARY	1204	1205	1209	4	2
10/14	NORRIS CTR DR/SILVER SPUR	TRAFFIC ACCIDENT	2044	2045	2050	1	83
10/15	CREST RD/HAWTHORNE BL	TRAFFIC ACCIDENT	0838	0839	0845	7	14
10/15	PV DR N/RAWHIDE LN	SUSPICIOUS PERSON	0936	0938	0943	6	17
10/15	MONTECILLO DR	MEDICAL RESCUE	1131	1132	1134	3	22
10/18	PEN CENTER	BURG TO BUSINESS	1859	1902	1906	7	94
10/19	CRENSHAW BL/PV DR N	MEDICAL RESCUE	1503	1504	1508	5	58
10/22	CREST RD/LA CROIX DR	TRAFFIC ACCIDENT	1526	1528	1530	4	71
11/02	LONG HILL DR	MEDICAL RESCUE	1427	1428	1431	4	53
11/03	CONESTOGA DR	BURGLARY TO RES	1349	1350	1352	3	47
11/08	GRAYSLAKE RD	MEDICAL RESCUE	1856	1857	1859	3	75
11/09	PV DR E/PV DR N	TRAFFIC ACCIDENT	1828	1829	1832	4	95
11/13	HARBOR SIGHT DR	MEDICAL RESCUE	0609	0610	613	4	18
11/20	DEEP VALLEY DR	MEDICAL RESCUE	1711	1713	1713	2	67
11/22	HAWTHORNE BL	MEDICAL RESCUE	2225	2226	2230	5	99
11/24	MARLOMA DR	MEDICAL RESCUE	0840	0821	843	3	25
11/24	PENINSULA CENTER	BURG TO BUSINESS	1435	1436	1437	2	49
11/26	BLACK HORSE RD/HAWTHORNE BL	TRAFFIC ACCIDENT	1119	1120	1121	2	28
11/29	SHADY VISTA	MEDICAL RESCUE	1157	1158	1159	1	47
12/4	CRESTA VERDE DR	MEDICAL RESCUE	0251	0252	255	4	8
12/04	CAPEWOOD DR	MEDICAL RESCUE	0540	0542	545	5	14
12/07`	PV DR N/PV DR E	TRAFFIC ACCIDENT	0950	0951	952	2	33
12/10	LONGHILL DR	BURG TO RESIDENCE	0015	0016	19	4	2
12/10	CCRESTA VERDE	MEDICAL RESCUE	0034	0035	38	1	05
12/14	BAY MARE LN	SUSPICIOUS PERSON	1830	1832	1834	4	65
12/14	PENINSULA CTR	ASSAULT	2209	2210	2211	2	84

ROLLING HILLS

4th Quarter Average Response Times



PENINSULA REGION

4th Quarter Average Response Times

