



CITY CLERKS: PLEASE POST

AGENDA

PALOS VERDES PENINSULA REGIONAL CONTRACT LAW COMMITTEE

**THURSDAY, AUGUST 8, 2024
7:30 A.M.***

VIRTUAL MEETING

* Meeting will begin immediately following the preceding Peninsula Regional Emergency Preparedness Committee meeting

The Palos Verdes Peninsula Regional Contract Law Enforcement Committee for Thursday, August 8, at 7:30 a.m., will be conducted via teleconference using the Zoom platform. Members of the public may participate virtually in the meeting in the following way:

Members of the public who wish to speak during this meeting may join the Zoom meeting by accessing the Zoom app from a computer, tablet, or phone (Download app at <https://zoom.us/download>). Input the following credentials, [Meeting ID: 912 0687 6231](#). Members of the public who join the Zoom meeting will not appear on video but may request to speak using the following process while on Zoom: Select the "raise hand" option on the lower portion of your screen. Staff will unmute your mic at the appropriate time.

Members of the public who wish to comment on an agenda item may email requests to speak to sjcrew@cityofrh.net. Please include your first and last name, and the name of the agenda item on which you would like to comment. Public correspondence may be emailed to the City Clerk at cityclerk@cityofrh.net

- 1. CALL TO ORDER**
- 2. ROLL CALL**
- 3. PUBLIC COMMENTS**

NOTE: This is the appropriate time for members of the public to make comments regarding items not listed on this agenda. Pursuant to the Brown Act, no action will take place on any items not listed on the agenda.



4. APPROVAL OF MINUTES

A. MINUTES OF FEBRUARY 1, 2024

B. MINUTES OF MAY 23, 2024

5. OLD BUSINESS

6. NEW BUSINESS

A. QUARTERLY LAW ENFORCEMENT/TRAFFIC REPORT/CORE REPORT
(SHERIFF)

7. ANNOUNCEMENTS

8. OTHER MATTERS FROM REGIONAL CONTRACT LAW COMMITTEE MEMBERS

NOTE: This is the appropriate time for Committee Members to direct the placement of items for future action on upcoming agendas.

9. ADJOURNMENT

Next regular meeting Thursday, November 7, 2024, at 7:30 a.m.*

*Immediately following the Peninsula Regional Emergency Preparedness Committee meeting.

**PALOS VERDES PENINSULA
REGIONAL CONTRACT LAW ENFORCEMENT
MINUTES TO MEETING ON THURSDAY, FEBRUARY 1, 2024**

I. CALL TO ORDER

A meeting of the Palos Verdes Peninsula Regional Law Enforcement was called to order by Chair Bradley at 8:53 a.m. via Zoom.

II. ROLL CALL

PRESENT:

Rancho Palos Verdes

David Bradley, Chair

Paul Seo, Vice Chair

Rolling Hills Estates

Velveth Schmitz, Mayor

Britt Huff, Councilmember

Rolling Hills

Leah Mirsch, Mayor

Patrick Wilson, Councilmember

ALSO PRESENT:

Rancho Palos Verdes

Ara Mihranian, City Manager

Jesse Villalpando, Emergency Services Coordinator

Shaunna Hunter, Administrative Analyst

Rolling Hills Estates

Greg Grammer, City Manager

Alexa Davis, Assistant City Manager

Jessica Slawson, Management Analyst

Rolling Hills

Christian Horvath, City Clerk/Exec. Assistant to the City Manager

Los Angeles County Sheriff's Department

Captain Kimberly Guerrero, Lomita Sheriff's Station

Sergeant Tina McCoy, Lomita Sheriff's Station

Seargent Paul Cervantes, Lomita Sheriff's Station

Deputy Sam Paul, LASD ALPR Unit

Los Angeles County Fire Department

Chief Brian Bennett, Division 1

III. PUBLIC COMMENT

No public comments.

IV. COMMITTEE REORGANIZATION

Motion by Member Huff, seconded by Member Schmidt to appoint David Bradley as Chair and Paul Seo as Vice Chair.

AYES: Members Schmitz, Huff, Wilson, Mirsch, Bradley, Seo

NAYS: None

ABSTENTION: None

ABSENT: None

V. APPROVAL OF MINUTES

A. MINUTES OF NOVEMBER 9, 2023

Motion to approve minutes by Member Huff, seconded by Member Wilson. Vote by acclamation with Vice Chair Seo, Member Schmitz, and Member Mirsch abstaining since they were not present during the November 9, 2023 meeting.

VI. OLD BUSINESS

A. LIDAR/RADAR PURCHASE UPDATE (LASD)

Captain Guerrero presented an update on the purchase of the LIDAR/RADAR equipment that once the purchase order is approved and sent to the vendor, it takes about 45 days for the pro laser, and 30 days for everything else to arrive.

Member Mirsch requested a brief summary and background on the item to update new members. Chair Bradley provided a summary of the background of the purchase for the benefit of the new members.

Staff provided the cost total cost per city for the purchase of the equipment \$11,189.65 for Rancho Palos Verdes, \$4,607 for Rolling Hills Estates, and \$658 for Rolling Hills. The committee provided the approval at the November 9, 2023 meeting and staff is coordinating this purchase with the vendor.

VII. NEW BUSINESS

A. QUARTERLY LAW ENFORCEMENT/TRAFFIC REPORT/CORE REPORT (SHERIFF)

Captain Guerrero introduced Sgt. Paul Cervantes and Deputy Sam Paul that were present and available for questions. Sgt. Tina McCoy was also at the meeting and answered supplemental overtime deployment questions for the 4th quarter.

Residential Burglaries

Captain Guerrero highlighted that residential burglaries are up across the three cities. Sgt. Cervantes reported on significant arrests made in the Peninsula Center in Rolling

Hills Estates and residential burglary arrest made in the Sea View neighborhood in Rancho Palos Verdes. He reported that he was working proactively with Palos Verdes Estates Police Department detectives. LASD has also sent out PSAs on social media platforms to raise awareness with homeowners and proactive efforts to combat residential burglaries.

Member Huff raised concerns about residential burglaries in Rolling Hills Estates (RHE) during the third quarter of 2023 and inquired about measures being taken to address gang involvement in these crimes. Sergeant Cervantes responded by informing the group that the Los Angeles County Sheriff's Department (LASD) has established a dedicated task force to address burglaries throughout the county. He clarified that while there is no evidence linking Chilean gangs to these specific burglaries, there is a consistent modus operandi (MO) observed among the perpetrators. Typically, the criminals target small items like jewelry and cash that can be quickly concealed in a backpack, allowing them to swiftly exit the premises.

City Manager Ara Mhuranian recognized Captain Guerrero's efforts in reporting updating the community on the outcomes of crimes that are committed in the community.

Response Times

Captain Guerrero provided an update, stating that Lomita Station deputies are consistently exceeding the response time targets set by LASD for the three peninsula cities. LASD's response time targets are 7 minutes for Emergency Calls, 20 minutes for Priority Calls, and 60 minutes for Routine Calls. However, the average response times for Lomita Station deputies in the Peninsula Region are notably better, standing at 6 minutes for Emergency Calls, 10 minutes for Priority Calls, and 30 minutes for Routine Calls.

CORE Deputy Report

Sergeant Tina McCoy presented a comprehensive report on the activities of the CORE Deputies for the 3rd Quarter. This included their participation in various community events such as fall disaster drills at schools, RH Townhall, Del Cerro Block Party, RH Block Captains Meeting, RHE Neighborhood Watch Meeting, Disaster Expo at Peninsula High School, Drug Take Back Event, RHE Christmas Parade, Santa Sleigh Event, and LASD Toy Drive. Additionally, the CORE Deputies have been actively working on promoting E-bike safety, having created a pamphlet for distribution and educating residents on relevant vehicle code violations. Sergeant McCoy also highlighted a new senior outreach program initiated by Lomita Station, where deputies or volunteers engage with seniors in the community. All slides provided by LASD were included in the RCLC Agenda Packet.

B. ACTIVE SHOOTER DRILLS TRAINING AND TOWN HALLS

RHE Management Analyst Jessica Slawson provided an overview of the past Active Shooter Drills and trainings conducted. Vice Chair Seo proposed considering Active Shooter Training for residents. Member Velveth Schmitz suggested adding a room for

Active Shooter Training to the Annual Prepared Peninsula Event. Member Mirsch supported these suggestions and requested further details.

Motion by Member Schmitz, seconded by Member Mirsch to bring back information on a new event for active shooter training for elected officials and to bring back event logistics for the Prepared Peninsula Expo to the committee.

AYES: Members Schmitz, Wilson, Mirsch, Seo

NAYS: None

ABSTENTION: Huff, Bradley

ABSENT: None

VIII. ANNOUNCEMENTS

None

IX. OTHER MATTERS FROM REGIONAL CONTRACT LAW ENFORCEMENT COMMITTEE MEMBERS

None

X. ADJOURNMENT

There being no further business, Vice Chair Seo adjourned the meeting at 9:35 a.m. The next meeting is scheduled to be held on Thursday, May 23, 2024, immediately following the Peninsula Public Safety Committee meeting at 7:30 a.m.

Respectfully submitted,

Shaunna Hunter, MPA
Administrative Analyst II
City of Rancho Palos Verdes

Approved,

David Bradley

Chair
City of Rancho Palos Verdes

DRAFT



**PALOS VERDES PENINSULA
REGIONAL CONTRACT LAW ENFORCEMENT
MINUTES TO MEETING ON THURSDAY, MAY 23, 2024**

I. CALL TO ORDER

A meeting of the Palos Verdes Peninsula Regional Law Enforcement was called to order by Chair Bradley at 9:17 a.m. via Zoom.

II. ROLL CALL

PRESENT: RANCHO PALOS VERDES

David Bradley, Chair
Paul Seo, Vice Chair

ROLLING HILLS ESTATES

None

ROLLING HILLS

Patrick Wilson, Councilmember

ABSENT: Velveth Schmitz, Mayor Rolling Hills Estates
Leah Mirsch, Mayor of Rolling Hills

ALSO PRESENT: RANCHO PALOS VERDES
Shaunna Hunter, Senior Administrative Analyst

ROLLING HILLS ESTATES

Greg Grammer, City Manager
Alexa Davis, Assistant City Manager
Jessica Slawson, Management Analyst

ROLLING HILLS

Karina Bañales, City Manager
Christian Horvath, Executive Assistant to the City Manager
Samantha Crew, Management Analyst

LOS ANGELES COUNTY SHERIFF'S DEPARTMENT

Captain Kimberly Guerrero
Sergeant Paul Cervantes
Deputy Derek Clotworthy

III. PUBLIC COMMENT

Councilmember Bea Deringer provided an update regarding a consent decree that was brought up at the Contract Cities meeting on May 22. She provided articles of interest that were shared with the committee in late correspondence.

IV. APPROVAL OF MINUTES

A. MINUTES OF FEBRUARY 1, 2024

The item is continued to August 8, 2024 meeting due to lack of quorum.

V. OLD BUSINESS

None

VI. NEW BUSINESS

A. QUARTERLY LAW ENFORCEMENT/TRAFFIC REPORT/CORE REPORT (SHERIFF

Captain Guerrero recognized the three cities' support for the Lomita Station deputies and the Okamoto family during his tragic passing.

As an overview, Captain Guerrero stated that station deputies attended ATV school so they can assist with patrolling on the trails. The allocation of deputies to traffic was reduced during this period due to training and trail patrols. She anticipates cites and crime prevention activities going up in the next quarter with the addition of supplemental overtime. Captain Guerrero updated the committee on the addition of 5 new trainees joining the station in the next couple months. She provided the definition of Hazardous Cites which include running stop signs and speeding.

City Updates

- **ROLLING HILLS:** One part one crime during the first quarter, and part two crimes are the fraud and ID theft in the community. Traffic stats are actually a slight increase with traffic. We have been out there proactive with our operations.
- **RANCHO PALOS VERDES:** Part one crimes, have a slight increase in our part one crime due to specifically to residential burglaries, vehicle burglaries, and grand theft autos. Chair Bradley requested information on the arson in April. Part two crimes in RPV have decreased in this first quarter and include scams on the elderly, fraud, and ID theft. Deputy Clotworthy provided information on the senior outreach program that LASD has started. Deputies are working with senior facilities and providing educational presentations for these groups. False alarm data is provided for the committee if a city has an ordinance in place for collecting fees for false alarms.
- **ROLLING HILLS ESTATES:** Part one crimes have decreased slightly; however there were 6 residential burglaries in RHE. Part two crimes have decreased. False alarms have increased across all three cities this quarter.

Captain Guerrero provided an update, stating that Lomita Station deputies are consistently exceeding the response time targets set by LASD for the three peninsula cities. LASD's response time targets are 7 minutes for Emergency Calls, 20 minutes for Priority Calls, and 60 minutes for Routine Calls. However, the average response times for Lomita Station deputies in the Peninsula Region are notably better, standing at 6 minutes for Emergency Calls, 11 minutes for Priority Calls, and 29 minutes for Routine Calls.

No action taken on this item due to a lack of quorum.

Sergeant Cervantes provided an update on the residential burglaries impacting Palos Verdes. All slides provided by LASD were included in the RCLC Agenda Packet.

VII. OTHER MATTERS FROM REGIONAL CONTRACT LAW ENFORCEMENT COMMITTEE MEMBERS

None

VIII. ADJOURNMENT


There being no further business, Chair Bradley adjourned the meeting at 10:01 a.m. The next meeting is scheduled to be held on Thursday, August 8, 2024, immediately following the Peninsula Public Safety Committee meeting at 7:30 a.m.

Respectfully submitted,

Shaunna Hunter, MPA
Senior Administrative Analyst
City of Rancho Palos Verdes

Approved,


David Bradley
Chair
City of Rancho Palos Verdes




**PENINSULA REGION
2ND QUARTER
LAW ENFORCEMENT UPDATE
2024**

***PRESENTED BY
CAPTAIN KIMBERLY GUERRERO
LOMITA STATION***





TRAFFIC





RANCHO PALOS VERDES

Traffic Stats

2022**2023****2024**

	APR	MAY	JUN	Average	APR	MAY	JUN	Average	APR	MAY	JUN	Average
Total Collisions	12	21	8	14	12	14	9	12	8	12	15	12
Injury Collisions	4	7	4	5	3	7	4	5	4	4	6	5
Enforcement Index	35	34	35	35	49	15	21	28	24	26	8	19
Hazardous Cites	138	231	139	100	144	107	83	111	95	100	48	81
Non-Haz Cites	18	13	27	19	16	27	23	22	12	21	18	17
Parking Cites	47	38	26	37	31	100	1	44	6	48	1	18
DUI Arrests	2	2	1	2	1	1	1	1	1	2	2	2
DUI Collisions	0	1	0	0	0	0	0	0	1	0	0	0
Fatal Collisions	0	0	0	0	0	0	0	0	0	0	0	0

*Traffic Enforcement Index: Haz.Cites + DUI Arrests / Fatal + Injury Collisions (20:1)

2nd Quarter Comparison

ROLLING HILLS ESTATES

Traffic Stats



2022

2023

2024

	APR	MAY	JUN	Average	APR	MAY	JUN	Average	APR	MAY	JUN	Average
Total Collisions	4	3	6	4	17	13	4	11	6	9	7	7
Injury Collisions	1	2	2	2	6	5	1	4	1	4	2	2
Enforcement Index	52	15	29	32	7	4	16	9	23	10	6	13
Hazardous Cites	50	29	57	45	40	20	16	25	23	39	11	24
Non-Haz Cites	10	9	9	9	12	3	6	7	6	10	0	5
Parking Cites	16	17	4	12	3	6	1	3	2	3	4	3
DUI Arrests	2	0	0	1	0	0	0	0	0	0	0	0
DUI Collisions	0	0	0	0	0	0	0	0	0	0	0	0
Fatal Collisions	0	1	0	0	0	0	0	0	0	0	0	0

*Traffic Enforcement Index: Haz.Cites + DUI Arrests / Fatal + Injury Collisions (20:1)

2nd Quarter Comparison



ROLLING HILLS

Traffic Stats

2022**2023****2024****APR MAY JUN Average APR MAY JUN Average APR MAY JUN Average**

Total Collisions	0	0	0	0	0	0	0	0	0	1	0	0
Injury Collisions	0	0	0	0	0	0	0	0	0	0	0	0
Enforcement Index	0	0	0	0	0	0	0	0	0	0	0	0
Hazardous Cites	12	4	0	5	5	29	3	12	0	16	5	7
Non-Haz Cites	0	0	0	0	0	0	12	4	8	1	0	3
Parking Cites	3	0	0	1	0	0	0	0	0	0	0	0
DUI Arrests	1	0	0	0	0	0	0	0	0	0	0	0
DUI Collisions	0	0	0	0	0	0	0	0	0	0	0	0
Fatal Collisions	0	0	0	0	0	0	0	0	0	0	0	0

*Traffic Enforcement Index: Haz.Cites + DUI Arrests / Fatal + Injury Collisions (20:1)

2nd Quarter Comparison



PENINSULA REGION

Totals

2022

2023

2024

APR MAY JUN **Average** APR MAY JUN **Average** APR MAY JUN **Average**

Total Collisions	16	24	14	15	29	27	13	23	14	22	22	19
Injury Collisions	5	9	6	7	9	12	5	9	5	8	8	7
Enforcement Index	41	27	33	34	10	13	21	15	30	20	8	19
Hazardous Cites	200	264	196	220	189	156	102	149	118	155	64	112
Non-Haz Cites	28	22	36	29	28	30	41	33	26	32	18	25
Parking Cites	66	55	30	50	34	106	2	47	8	51	5	21
DUI Arrests	5	2	1	3	1	1	1	1	1	2	2	2
DUI Collisions	0	1	0	0	0	0	0	0	1	0	0	0
Fatal Collisions	0	1	0	0	0	0	0	0	0	0	0	0

*Traffic Enforcement Index: Haz.Cites + DUI Arrests / Fatal + Injury Collisions (20:1)

2nd Quarter Comparison

2024 CRIME STATS

2nd QUARTER

* SHERIFF * DO NOT CROSS * CRIME SCENE * DO NOT CROSS * SHERIFF *

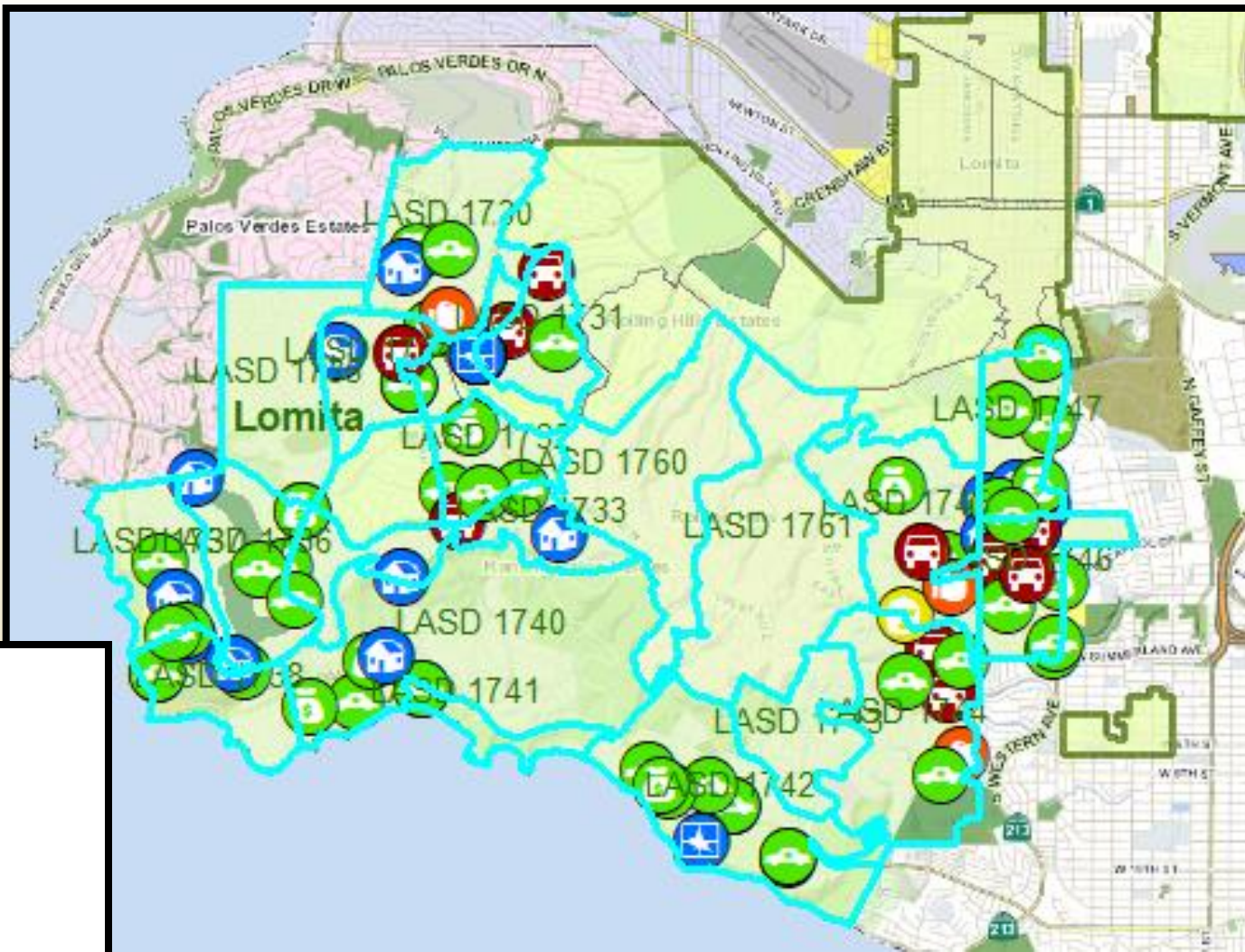












2024 PART I – 2nd QUARTER COMPARISON

Rancho Palos Verdes

	2024	2023	2022	2021	2020
Homicide	0	0	0	0	0
Rape	0	3	0	1	0
Robbery	1	5	1	2	1
Aggravated Assault	3	9	8	5	5
Burglary, Residence	13	16	21	5	13
Burglary, Structure	7	9	4	5	10
Vehicle Burglary	20	23	23	29	14
Theft from Vehicle	7	9	18	7	11
Other Larceny / Theft	23	24	34	36	19
Grand Theft Auto	11	7	12	8	7
Arson	1	1	0	0	0
TOTAL	86	106	121	98	80



-  ROBBERY
-  AGGRAVATED ASSAULT
-  BURGLARY - RESIDENTIAL
-  BURGLARY - ALL OTHER
-  THEFT FROM MOTOR VEHICLE
-  OTHER THEFT
-  GRAND THEFT VEHICLE (GTA)
-  ARSON

Rancho Palos Verdes



PART II CRIME ACTIVITY COMPARISON

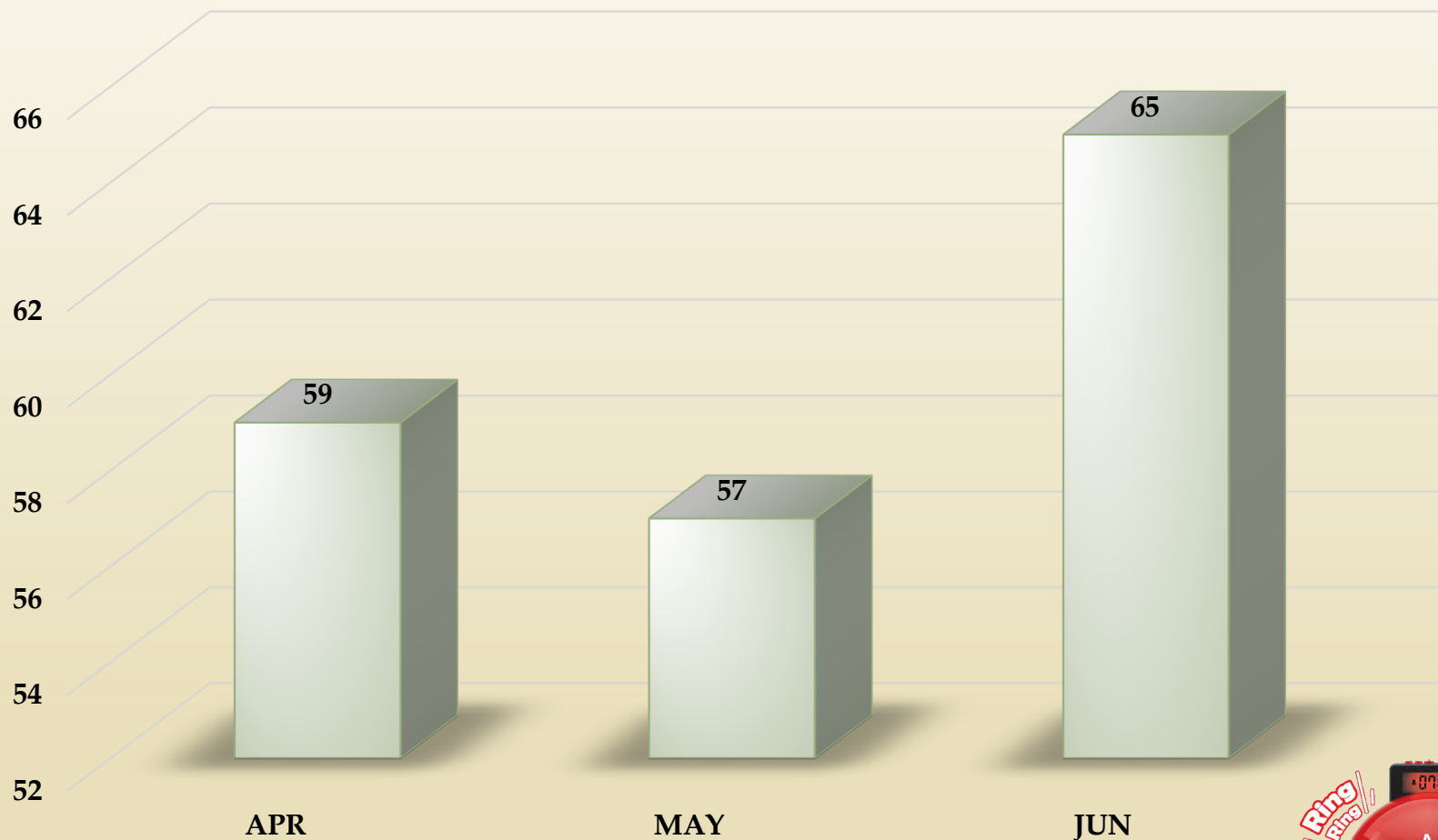
Rancho Palos Verdes 2nd Quarter

	2024	2023	2022	2021	2020
Forgery	4	12	8	3	3
Fraud/ID Theft	29	35	32	21	36
Sex Offense, Felony	1	3	1	0	4
Sex Offense, Misdemeanor	3	1	0	1	1
Non-Aggravated Assault	7	13	9	8	17
Weapon Laws	3	8	4	2	4
Offenses Against Family	0	1	1	1	1
Liquor Laws	0	0	0	0	0
Drunk-Alcohol/Drugs	0	1	1	0	0
Disorderly Conduct	5	3	1	3	3
Vagrancy	0	0	0	0	0
Gambling	0	0	0	0	0
Drunk Driving-Vehicle/Boat	3	2	5	2	2
Vandalism (Non-graffiti)	16	10	13	12	16
Vandalism (Graffiti)	0	0	0	0	0
Receiving Stolen Property	0	0	0	0	0
Federal Offenses w/o money	0	0	0	0	0
Federal Offenses w/ money	0	0	0	0	2
Felonies, Misc	3	5	3	3	2
Misdemeanors, Misc	2	8	7	12	7
TOTAL CRIME	76	102	85	68	98
ARRESTS					
Part I	10	19	17	12	10
Part II	33	52	41	34	57
TOTAL ARRESTS	43	71	58	46	67
Burglaries	1	3	4	0	1
GTA's	2	4	6	7	4
Narco	7	14	4	6	6



RANCHO PALOS VERDES

2024 Second Quarter False Alarms

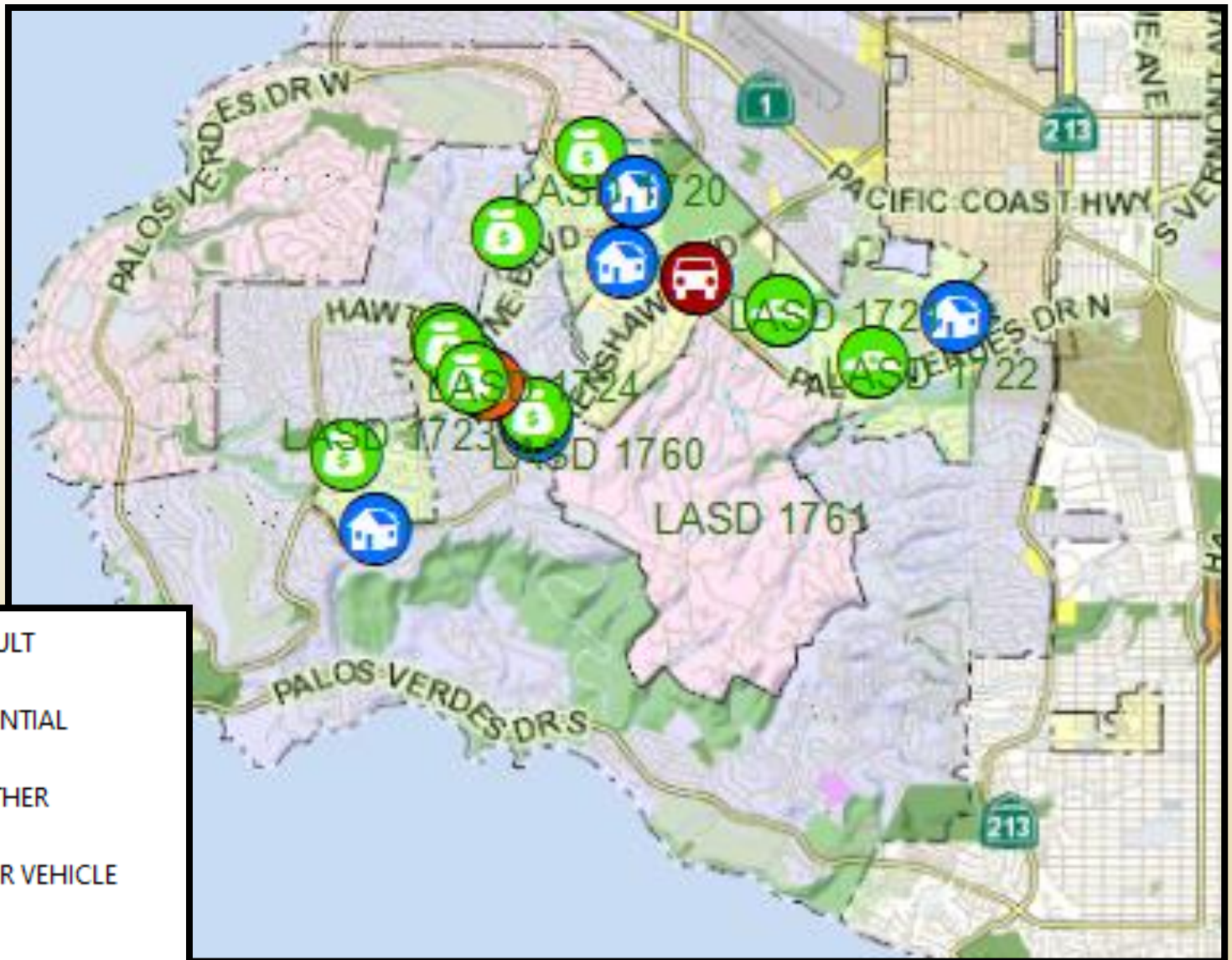









2024 PART I – 2nd QUARTER COMPARISON

Rolling Hills Estates



	2024	2023	2022	2021	2020
Homicide	0	0	0	0	0
Rape	0	1	0	2	0
Robbery	0	0	1	0	0
Aggravated Assault	1	5	1	0	2
Burglary, Residence	5	5	6	3	5
Burglary, Structure	6	10	9	1	1
Vehicle Burglary	1	1	2	1	6
Theft from Vehicle	2	2	5	1	5
Other Larceny / Theft	15	19	12	11	5
Grand Theft Auto	2	1	0	2	0
Arson	1	0	0	0	0
TOTAL	33	44	36	21	24



-  AGGRAVATED ASSAULT
-  BURGLARY - RESIDENTIAL
-  BURGLARY - ALL OTHER
-  THEFT FROM MOTOR VEHICLE
-  OTHER THEFT
-  GRAND THEFT VEHICLE (GTA)
-  ARSON

Rolling Hills Estates

PART II CRIME ACTIVITY COMPARISON

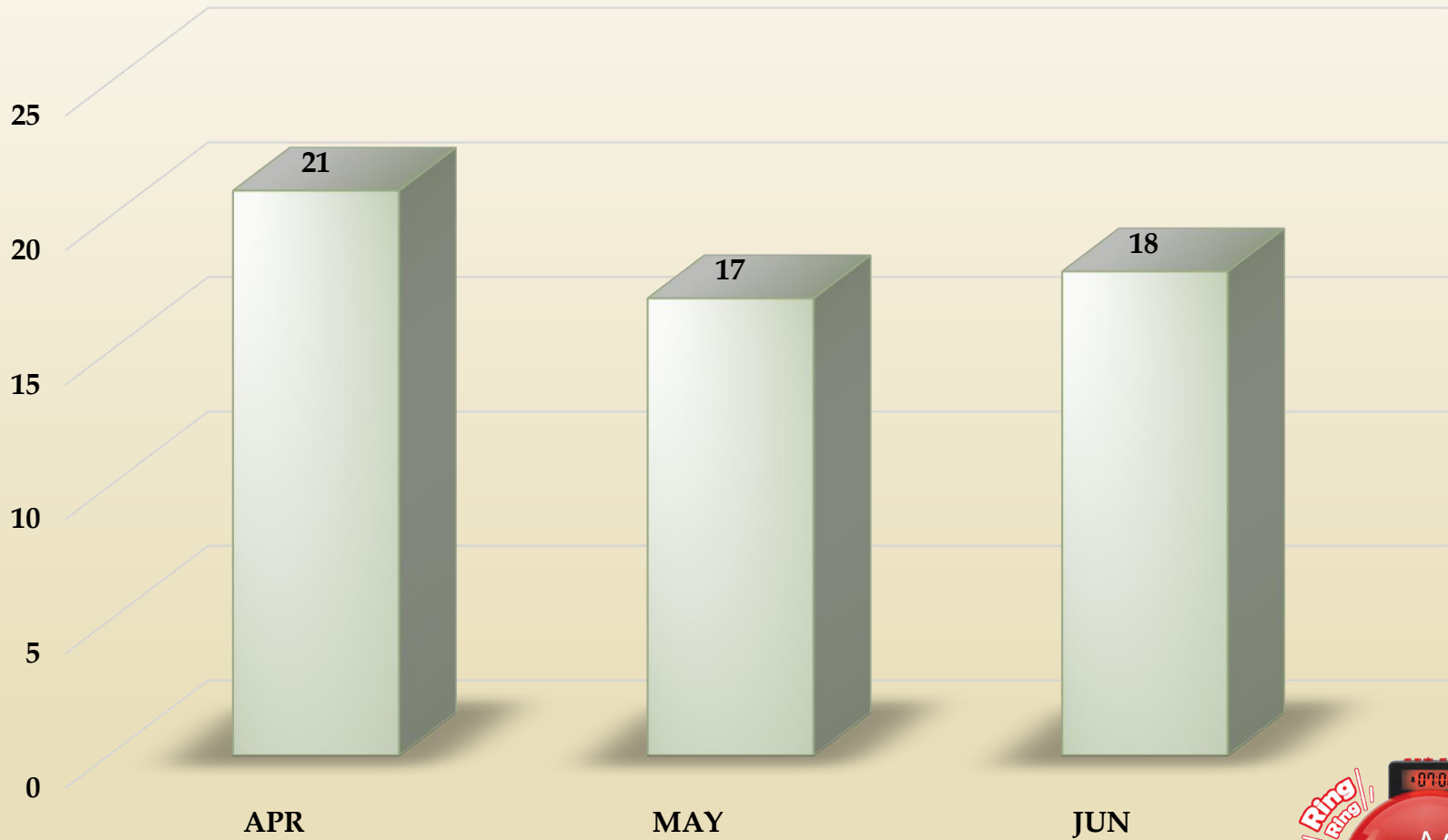
Rolling Hills Estates 2nd Quarter



	2024	2023	2022	2021	2020
Forgery	2	4	1	2	1
Fraud/ID Theft	5	5	7	4	14
Sex Offense, Felony	0	0	0	1	0
Sex Offense, Misdemeanor	0	2	0	0	0
Non-Aggravated Assault	3	2	3	2	3
Weapon Laws	0	1	0	2	0
Offenses Against Family	0	1	1	0	0
Liquor Laws	0	0	0	0	0
Drunk-Alcohol/Drugs	1	0	1	0	0
Disorderly Conduct	0	0	0	1	0
Vagrancy	0	0	0	0	0
Gambling	0	0	0	0	0
Drunk Driving-Vehicle/Boat	0	0	1	2	0
Vandalism (Non-graffiti)	0	7	2	4	4
Vandalism (Graffiti)	0	0	0	0	1
Receiving Stolen Property	0	0	0	0	0
Federal Offenses w/o money	0	0	0	0	0
Federal Offenses w/ money	1	1	0	0	3
Felonies, Misc	2	2	0	1	1
Misdemeanors, Misc	1	5	5	0	2
TOTAL CRIME	15	30	21	19	29
ARRESTS					
Part I	10	14	10	3	8
Part II	8	13	19	19	19
TOTAL ARRESTS	18	27	29	22	27
Burglaries	6	3	5	0	4
GTA's	1	7	3	2	1
Narco	2	1	5	0	2

ROLLING HILLS ESTATES

2024 Second Quarter False Alarms



2024 PART I - 2ND QUARTER COMPARISON

Rolling Hills



	2024	2023	2022	2021	2020
Homicide	0	0	0	0	0
Rape	0	0	0	0	0
Robbery	0	0	0	0	0
Aggravated Assault	0	0	0	0	0
Burglary, Residence	0	1	0	0	1
Burglary, Structure	0	0	0	0	0
Vehicle Burglary	0	0	0	0	0
Theft from Vehicle	0	0	0	0	0
Other Larceny / Theft	0	0	0	0	1
Grand Theft Auto	0	0	0	0	0
Arson	0	0	0	0	0
TOTAL	0	1	0	0	2



Rolling Hills

Part II Crime Activity Comparison

Rolling Hills 2nd Quarter




	2024	2023	2022	2021	2020
Forgery	1	0	0	1	0
Fraud/ID Theft	1	1	2	1	1
Sex Offense, Felony	0	0	0	0	0
Sex Offense, Misdemeanor	0	0	0	0	0
Non-Aggravated Assault	0	0	0	2	1
Weapon Laws	0	0	0	0	0
Offenses Against Family	0	0	0	0	1
Liquor Laws	0	0	0	0	0
Drunk-Alcohol/Drugs	0	0	0	0	0
Disorderly Conduct	0	0	0	0	0
Vagrancy	0	0	0	0	0
Gambling	0	0	0	0	0
Drunk Driving-Vehicle/Boat	0	0	0	0	1
Vandalism (Non-graffiti)	0	0	1	0	0
Vandalism (Graffiti)	0	0	0	0	0
Receiving Stolen Property	0	0	0	0	0
Federal Offenses w/o money	0	0	0	0	0
Federal Offenses w/ money	0	0	0	0	0
Felonies, Misc	0	0	0	0	0
Misdemeanors, Misc	1	0	1	0	1
TOTAL CRIME	3	1	4	4	5
ARRESTS					
Part I	0	0	0	0	1
Part II	1	0	2	0	8
TOTAL ARRESTS	1	0	0	0	9
Burglaries	0	0	0	0	0
GTA's	0	0	0	0	1
Narco	0	0	0	0	0



ROLLING HILLS

2024 Second Quarter False Alarms

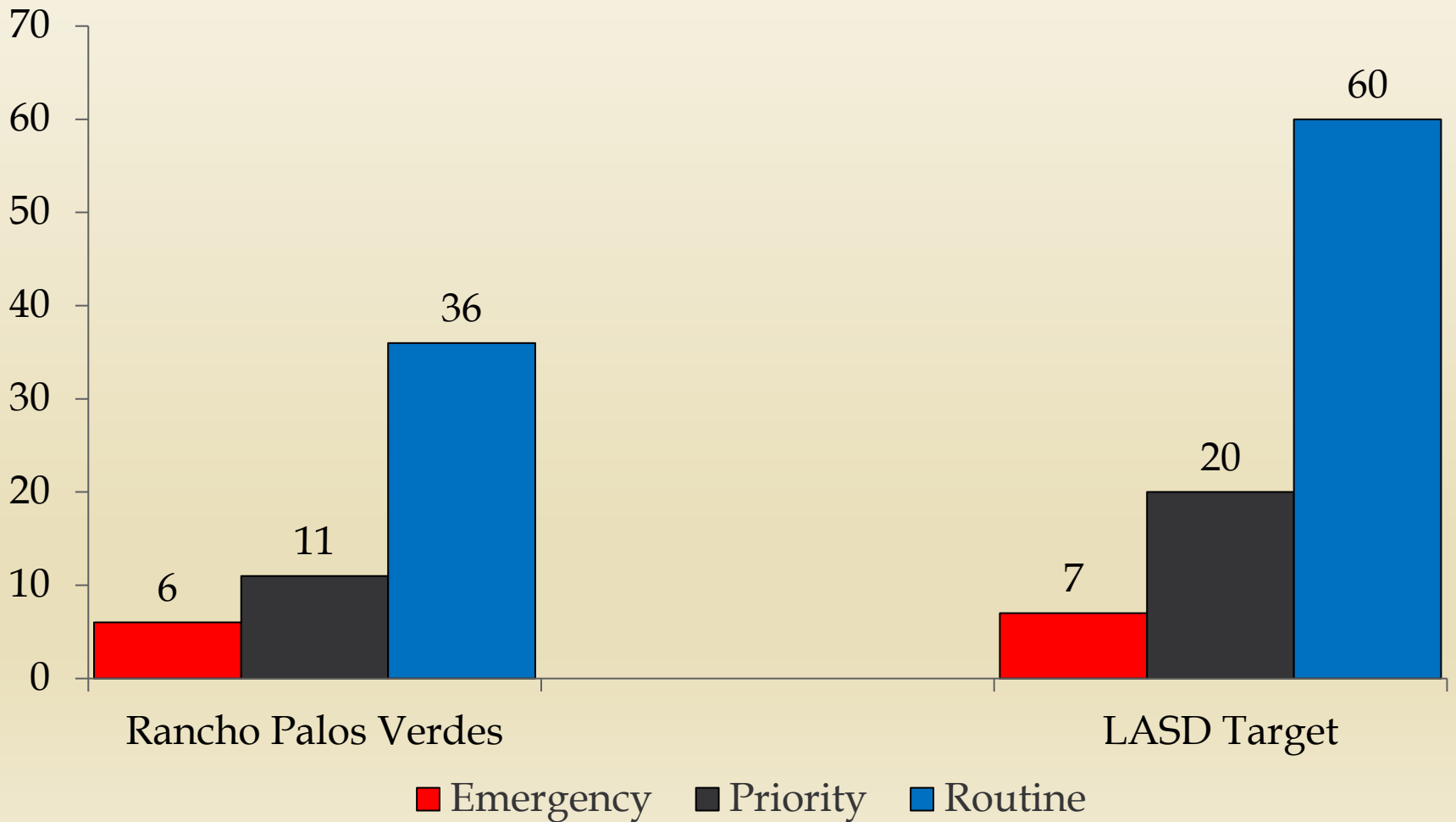


RESPONSE TIMES



Rancho Palos Verdes

2024 Second Quarter Average Response Times



RANCHO PALOS VERDES EMERGENT CALL RESPONSE

2nd Quarter 2024 Page 1

DATE	LOCATION	TYPE OF CALL	ENTRY	ENROUTE	ARRIVAL	RESP TIME MIN	TAG
04/01	SILVER ARROW DR	TRAFFIC ACCIDENT	1444	1445	1448	4	57
04/02	GRANDPOINT LN	MEDICAL RESCUE	1308	1309	1315	7	35
04/03	ARMAGA SPRINGS RD	TRAFFIC ACCIDENT	2258	2259	2303	5	105
04/04	TERRANEA WAY	MEDICAL RESCUE	1234	1235	1243	9	45
04/05	PV DR S/PEPPERTREE DR	MEDICAL RESCUE	1901	1902	1910	9	79
04/05	OCEANAIRE DR	BURG TO A RESD	2000	2001	2007	7	66
04/06	CADDINGTON DR/WESTERN AVE	TRAFFIC ACCIDENT	0020	0021	0021	1	1
04/06	CALLE DE SUENOS	MEDICAL RESCUE	1124	1125	1136	11	48
04/07	VIA DEL MAR	BURG TO RESD	1405	1406	1412	7	60
04/07	TRUMP NATIONAL DR	BRUSH FIRE	1806	1807	1812	6	69
04/08	JAYBROOK DR	BURG TO RESD	0431	0431	0431	0	8
04/08	WESTERN AV	BURG TO BUSN	1658	1659	1702	4	58
04/08	BEACHVIEW DR	FIRE	1830	1831	1837	6	67
04/09	PV DR E/BRONCO DR	TRAFFIC ACCIDENT	0640	0641	0646	6	19
04/09	ABBOTTSWOOD DR	MEDICAL RESCUE	1215	1216	1218	3	46
04/09	WESTERN AV	MEDICAL RESCUE	1546	1547	1550	4	70
04/09	AVENIDA FELCIANO	MEDICAL RESCUE	1717	1718	1718	1	80
04/09	TARRAGON RD	MEDICAL RESCUE	1905	1906	1920	15	88
04/10	NARINO DR	DOMESTIC DISTURBANCE	0005	0006	0012	7	3
04/12	ADMIRABLE DR	MEDICAL RESCUE	0738	0739	0744	6	14
04/13	HIGHMORE AVE	MEDICAL RESCUE	2015	2016	2020	5	71
04/13	TOSCANINI DR/WESTERN AV	TRAFFIC ACCIDENT	2102	2103	2111	9	74
04/13	LOS VERDES DR	MEDICAL RESCUE	2208	2209	2219	11	79
04/13	HAWTHORNE BL	TRAFFIC ACCIDENT	2257	2258	2309	6	82
04/15	PONTEVEDRA DR	POSS BURG TO RESD	0253	0254	0257	4	11
04/17	CAYUSE LN	BURG TO RESD	2130	2131	2134	4	66
04/17	CARTIER DR	BURG TO RESD	2352	2353	0001	1	70
04/18	MT RUSHMORE RD	MEDICAL RESCUE	1549	1550	1555	6	58

RANCHO PALOS VERDES EMERGENT CALL RESPONSE

2nd Quarter 2024 Page 2

DATE	LOCATION	TYPE OF CALL	ENTRY	ENROUTE	ARRIVAL	RESP TIME MIN	TAG
04/20	AVENIDA FELICIANO	MEDICAL RESCUE	0824	0825	0833	9	11
04/20	SEACOVE DR	BURG TO RESD	1834	1835	1843	9	27
04/20	HILLTOP CIR	BURG TO RESD	2323	2324	2333	10	42
04/21	CADDINGTON DR	MEDICAL RESCUE	1746	1747	1752	6	59
04/24	WESTERN AV	BURG TO BUSN	0524	0525	0530	6	8
04/24	WESTERN AV	POSS BURG TO RESD	1111	1112	1118	7	23
04/25	BRONCO DR	BURG TO RES	0143	0144	0149	6	4
04/25	PV DR W/CALLE ENTRADERO	TRAFFIC ACCIDENT	1651	1652	1657	6	55
04/26	FIRTHRIDGE RD	MEDICAL RESCUE	2122	2123	2126	4	72
04/28	INDIAN VALLEY RD	MEDICAL RESCUE	0230	0231	251	10	6
04/29	AVENIDA ALTISIMA	BURG TO RESD	1420	1421	1427	7	44
04/30	WESTERN AVE	DISTURBANCE	1550	1551	1552	2	60
04/30	MT PALOMAR PL/TOSCANINI DR	MEDICAL RESCUE	2248	2249	2257	8	88
05/01	CADDINGTON DR	MEDICAL RESCUE	0300	0301	305	5	3
05/03	WHITLEY COLLINS DR	BURG TO RESD	0329	0330	0336	7	5
05/04	RAVENSPUR DR	SUSPICIOUS CIRCS	0347	0349	0357	10	14
05/06	CARTIER DR	FIRE	2210	2211	2215	5	82
05/09	PV DR E	MEDICAL RESCUE	1325	1326	1329	4	50
05/10	CRESTRIDGE RD	MEDICAL RESCUE	1612	1613	1619	7	86
05/11	STARSTONE DR	MEDICAL RESCUE	1303	1304	1324	21	38
05/11	PEACOCK RIDGE DR	MEDICAL RESCUE	1727	1728	1730	3	61
05/11	PV DR S	MEDICAL RESCUE	2116	2117	2121	5	78
05/12	LA ROTUNDA	MEDICAL RESCUE	0735	0736	0744	9	19
05/12	WESTERN AV	FAMILY DISTURBANCE	1236	1237	1239	3	38
05/12	LONGHILL DR	MEDICAL RESCUE	1516	1517	1519	3	49
05/12	HAWTHORNE BL	MEDICAL RESCUE	1800	1801	1805	5	62
05/13	HAWTHORNE BL/VALLON DR	TRAFFIC ACCIDENT	0557	0558	0601	4	15
05/13	WHITLEY COLLINS DR	MEDICAL RESCUE	1714	1715	1715	1	75

RANCHO PALOS VERDES EMERGENT CALL RESPONSE

2nd Quarter 2024 Page 3

DATE	LOCATION	TYPE OF CALL	ENTRY	ENROUTE	ARRIVAL	RESP TIME MIN	TAG
05/13	MT SAWTOOTH DR	MEDICAL RESCUE	2148	2149	2149	1	104
05/14	SANTA LUNA DR	MEDICAL RESCUE	0856	0856	0905	9	38
05/15	KINGS HARBOR DR	FAMILY DISTURBANCE	0034	0035	0038	4	6
05/16	WESTERN AVE	TRASH FIRE	1611	1612	1615	4	88
05/16	CRESTWOOD ST/WESTERN AV	MEDICAL RESCUE	2320	2321	2326	5	112
05/17	CREST RD/HAWTHORNE BL	MEDICAL RESCUE	0745	0746	0746	1	18
05/17	PV DR S	MEDICAL RESCUE	1117	1118	1124	7	32
05/17	VIA LORADO	TRAFFIC ACCIDENT	2002	2003	2007	5	72
05/17	TERRANEA WAY	DOMESTIC DISTURBANCE	2353	2354	0004	11	87
05/19	VISTA DEL MAR	BURG TO RESD	1802	1803	1805	3	71
05/19	ELBERON ST	FAMILY DISTURBANCE	2337	2338	2341	4	89
05/21	ELKRIDGE DR	BURG TO RESD	2137	2138	2138	1	85
05/22	WESTERN AVE	FAMILY DISTURBANCE	0006	0007	0011	5	1
05/22	PV DR E	MEDICAL RESCUE	1305	1306	1312	7	57
05/23	GANADO DR	MEDICAL RESCUE	1045	1046	1054	9	46
05/24	HAWTHORNE BL/VIA RIVERA	TRAFFIC ACCIDENT	2105	2106	2110	5	86
05/25	AMBER DKY DR	MEDICAL RESCUE	0803	0804	0806	3	22
05/25	RIDGEPOINT CT	FAMILY DISTURBANCE	1024	1025	1031	6	35
05/26	SUNNYSIDE RIDGE RD	MEDICAL RESCUE	0311	0312	0316	5	7
05/26	HAWTHORNE BL/RAVENSPUR DR	TRAFFIC ACCIDENT	2341	2342	2350	7	69
05/29	WESTERN AVE	MEDICAL RESCUE	1758	1759	1803	5	81
05/30	SAILVIEW AV	MEDICAL RESCUE	0836	0837	0840	2	41
05/30	PV DR E	MEDICAL RESCUE	2050	2051	2054	4	125
05/31	GENERAL ST	MEDICAL RESCUE	0447	0448	0452	5	11
05/31	LEAH CIR	MEDICAL RESCUE	1557	1558	11602	5	107
06/02	RIDGEPATH CT	MEDICAL RESCUE	2004	2005	2209	5	65
06/02	LUNADA RIDGE RD	FAMILY DISTURBANCE	2008	2009	2014	6	67
06/03	MIRALESTE DR/VIA COLINITA	MEDICAL RESCUE	1811	1812	1814	3	65

RANCHO PALOS VERDES EMERGENT CALL RESPONSE

2nd Quarter 2024 Page 4

DATE	LOCATION	TYPE OF CALL	ENTRY	ENROUTE	ARRIVAL	RESP TIME MIN	TAG
06/03	VIA SUBIDA	MEDICAL RESCUE	2014	2015	2016	2	73
06/03	COVECREST DR	SUSPICIOUS PERSON	2158	2159	2207	9	81
06/04	PV DR S/ PV DR E	SPEEDING VEH	1638	1639	1648	10	67
06/04	CRESTRIDGE RD	MEDICAL RESCUE	2000	2001	2001	1	80
06/05	HAWTHORNE BL/RHONE DR	TRAFFIC ACCIDENT	1317	1318	1325	8	49
06/05	HAWTHORNE BL	TRAFFIC ACCIDENT	2258	2259	0112	12	101
06/07	TARRAGON RD	BURG TO RESD	1209	1210	1215	6	51
06/08	CRET RD/PV DR E	TRAFFIC ACCIDENT	0958	0959	1007	9	26
06/08	FLOWERIDGE DR	MEDICAL RESCUE	1200	1201	1215	15	33
06/10	WESTERN AVE	TRAFFIC ACCIDENT	1623	1624	1627	4	71
06/11	ROTHROCK DR	MEDICAL RESCUE	0922	0923	0927	5	20
06/11	CAYUSE LN	FAMILY DISTURBANCE	1127	1128	1131	4	26
06/11	LOS VERDES DR	FAMILY DISTURBANCE	1714	1715	1717	3	51
06/12	HAWTHORNE BL	BURG TO RESD	2031	2032	2035	4	100
06/14	CEDARBLUFF DR	MEDICAL RESCUE	0756	0757	0800	4	31
06/15	PV DR E/PV DR S	TRAFFIC ACCIDENT	1751	1752	1756	5	67
06/16	CALLE STELLARE	MEDICAL RESCUE	0732	0733	0734	2	10
06/18	WESTERN AV	DISTURBANCE	1604	1605	1606	2	46
06/18	AVENIDA FELICIANO	MEDICAL RESCUE	1758	1759	1805	6	53
06/18	NARCISSA DR/PV DR S	TRAFFIC ACCIDENT	2237	2238	2253	16	75
06/20	TARRASA DR	MEDICAL RESCUE	1033	1034	1038	5	45
06/20	NARINO DR	MEDICAL RESCUE	1604	1605	1617	13	71
06/23	BAYCREST DR/LOCKLENN LN	FAMILY DISTURBANCE	0420	0421	0423	3	12
06/23	CADDINGTON DR/WESTERN AVE	SUSPICIOUS PERSON	1550	1551	1551	1	78
06/23	BARKENTINE RD	BURG TO RESD	1745	1746	1747	2	87
06/24	RUE LA FLEUR	MEDICAL RESCUE	1346	1347	13259	13	40
06/24	CADDINGTON DR	POSS BURG TO RESD	1652	1653	1656	4	58
06/26	NANTASKET DR	FAMILY DISTURBANCE	0117	0118	0124	7	4

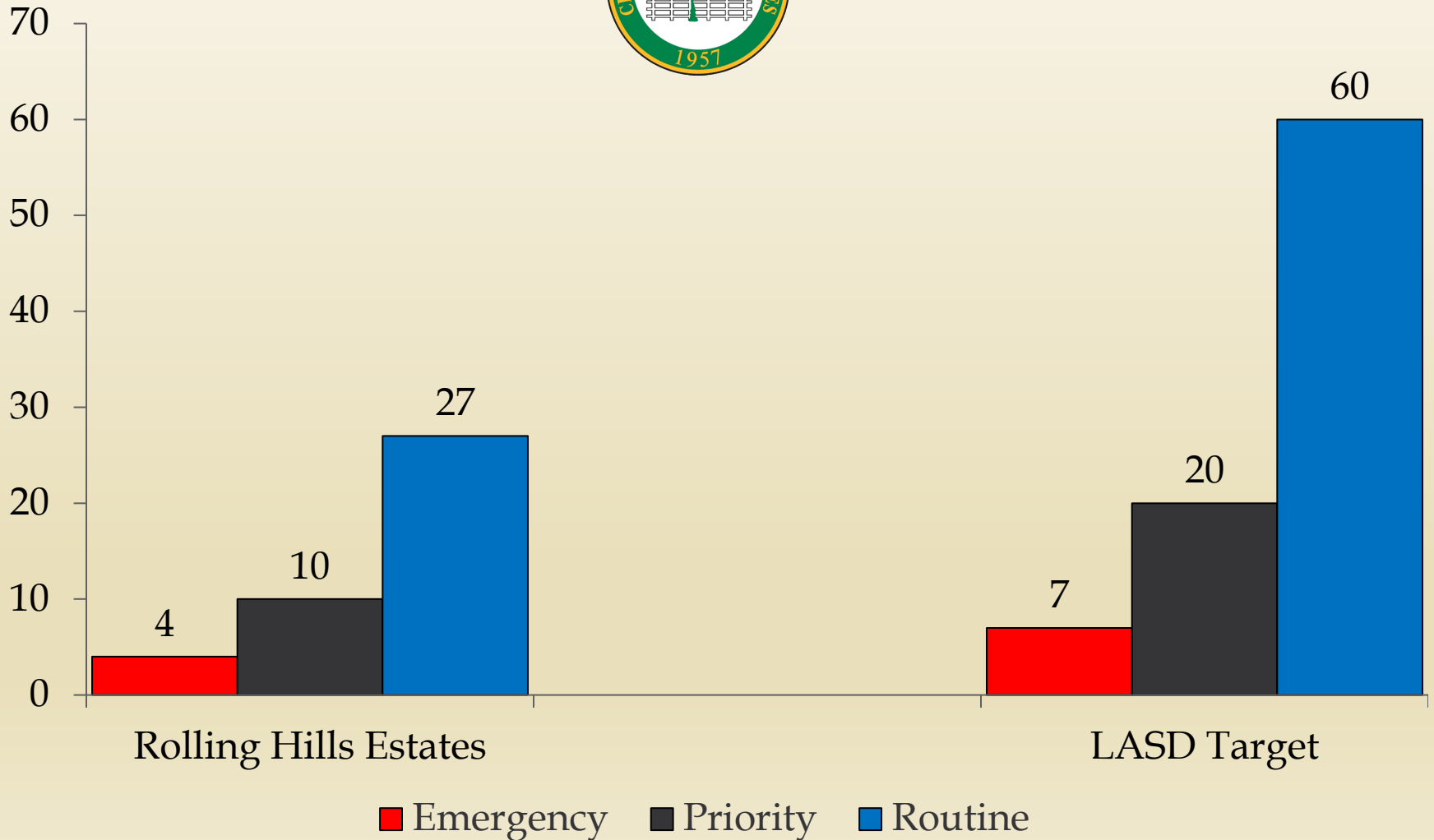
RANCHO PALOS VERDES EMERGENT CALL RESPONSE

2nd Quarter 2024 Page 5

[illegible]

ROLLING HILLS ESTATES

2024 Second Quarter Average Response Times



ROLLING HILLS ESTATES EMERGENT CALL RESPONSE

2nd Quarter 2024 Page 1

DATE	LOCATION	TYPE OF CALL	ENTRY	ENROUTE	ARRIVAL	RESP TIME MIN	TAG
04/03	PENINSULA CNTR	TRAFFIC ACCIDENT	1549	1550	1551	2	59
04/04	ASPEN WAY	MEDICAL RESCUE	0943	0944	0949	6	35
04/06	PENINSULA CNTR	BURG TO A BUSN	2021	2022	2024	3	79
04/06	CHALMETTE LN	DOMESTIC DISTURBANCE	2109	2110	2114	5	86
04/07	HIDDEN VALLEY RD	MEDICAL RESCUE	1349	1350	1353	4	43
04/08	PENINSULA CNTR	DOMESTIC DISTURBANCE	1310	1311	1312	2	40
04/13	BUCKSKIN LN	MEDICAL RESCUE	0624	0625	6029	5	12
04/16	DEEP VALLEY DR	MEDICAL RESCUE	0855	0856	0857	2	25
04/16	CREST RD/HIGHRIDGE RD	TRAFFIC ACCIDENT	1819	1820	1821	2	82
04/17	RAWHIDE LN/PV DR N	TRAFFIC ACCIDENT	0910	0911	0916	6	23
04/17	PV DR N	MEDICAL RESCUE	1211	1212	1224	13	34
04/18	CRENSHAW BL	MEDICAL RESCUE	1318	1319	1320	2	48
04/19	PV DR N/ROANWOOD DR	TRAFFIC ACCIDENT	1611	1612	1616	5	39
04/19	ROLLINGWOOD DR	MEDICAL RESCUE	1630	1631	1636	6	41
04/16	SILVER SPUR RD	MEDICAL RESCUE	0306	0307	0311	5	4
04/27	BRANDING IRON LN	MEDICAL RESCUE	0824	0825	0827	3	19
04/27	PENINSULA CTR	VEHICLE FIRE	1553	1554	1554	1	47
04/28	CRENSHAW BL/SILVER SPUR RD	MEDICAL RESCUE	1750	1751	1754	4	67
04/29	SILVER SPUR RD	VEHICLE FIRE	1857	1858	1858	1	72
04/30	PV DR N/HAWTHORNE BL	TRAFFIC ACCIDENT	0941	0942	0943	2	25
04/30	PV DR N/CRENSHAW BL	TRAFFIC ACCIDENT	0948	0949	0954	6	27
04/30	PV DR N/PV DR E	TRAFFIC ACCIDENT	0949	0950	0951	2	28
04/30	PENINSULA CTR	BURG TO A BUSN	1308	1309	1313	5	42
04/30	PENINSULA CTR	BURG TO A BUSN	1838	1839	1841	3	72
05/01	BART EARL WAY	MEDICAL RESCUE	1816	1817	1818	2	73
05/05	PENINSULA CTR	TRUCK ON FIRE	2101	2102	2106	5	55
05/06	BASSWOOD AV	MEDICAL RESCUE	1532	1533	1535	3	58
05/07	COUNTRY MEADOW RD	MEDICAL RESCUE	1112	1113	1115	3	24

ROLLING HILLS ESTATES EMERGENT CALL RESPONSE

2nd Quarter 2024 Page 2

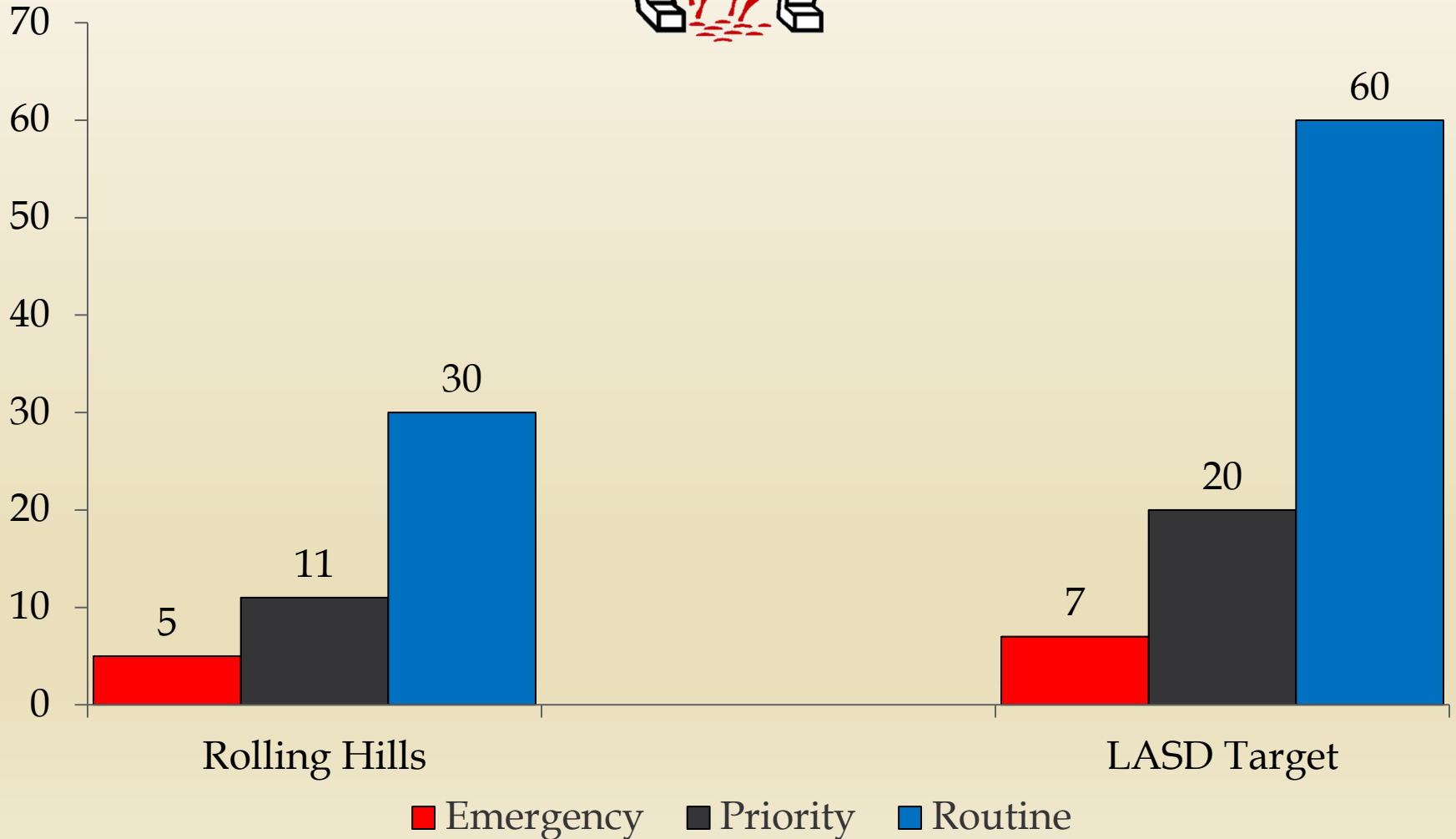
DATE	LOCATION	TYPE OF CALL	ENTRY	ENROUTE	ARRIVAL	RESP TIME MIN	TAG
05/08	MONTEMALAGA DR/SILVER SPUR RD	MEDICAL RESCUE	0708	0709	714	6	24
05/09	DEEP VALLEY DR	MEDICAL RESCUE	0833	0834	0842	9	29
05/11	SILVER SPUR RD	DOMESTIC DISTURBANCE	1923	1924	1926	3	69
05/11	DEEP VALLEY DR	MEDICAL RESCUE	1952	1953	1956	4	71
05/12	SHOREWOOD RD	DOMESTIC DISTURBANCE	1826	1827	1827	1	63
05/13	ESTRIBO DR	911 HANG UP	1550	1551	1552	2	66
05/16	PV DR N/HAWTHORNE BL	MEDICAL RESCUE	1328	1329	1333	5	61
05/16	INDIAN PEAK RD/HAWTHORNE BL	TRAFFIC ACCIDENT	1729	1730	1732	3	94
05/20	BEECHGATE/SILVER SPUR RD	TRAFFIC ACCIDENT	1210	1211	1212	2	29
05/22	COTTONWOOD CIR	MEDICAL RESCUE	1107	1108	1116	9	42
05/23	SEAVIEW DR S	MEDICAL RESCUE	1441	1441	1441	0	69
05/24	CRENSHAW BL/PV DR N	TRAFFIC ACCIDENT	1157	1158	1207	10	42
05/24	CRENSHAW BL/SILVER SPUR RD	TRAFFIC ACCIDENT	2252	2253	2257	5	94
05/25	RAVENSPUR DR	MEDICAL RESCUE	1708	1709	1712	4	62
05/26	PV DR N	BURG TO A RES	1647	1648	1650	3	45
05/27	CARRIAGE DR	BURG TO RES	1022	1023	1026	4	25
05/27	DEEP VALLEY DR	VEHICLE BURG	1325	1326	1327	2	36
05/29	SILVER SPUR RD	TRAFFIC ACCIDENT	0921	0922	924	3	33
05/30	BEACHGATE DR/SILVER SPUR RD	TRAFFIC ACCIDENT	1138	1139	1140	2	65
06/07	MONTECILLO DR	BURG TO RES	0324	0325	0326	2	12
06/07	LONDON LN/PV DR N	MEDICAL RESCUE	0522	0523	0526	4	18
06/08	DEEP VALLEY DR	TRAFFIC ACCIDENT	1809	1810	1810	1	55
06/10	PENINSULA CTR	BURG TO BUSN	1707	1708	1708	1	72
06/11	PV DR N /CRENSHAW BL	DISTURBANCE	0954	0955	0956	2	23
06/11	PENINSULA CTR	BURG TO BUSN	1457	1458	1500	3	43
06/15	PV DR N/ROLLING HILLS RD	DISTURBANCE	1504	1505	1507	3	56
06/16	HAWTHORNE BL/GRAYSLAKE DR	FIRE	0933	0934	0936	3	15
06/17	HAWTHORNE BL	MEDICAL RESCUE	0947	0948	0948	1	25

ROLLING HILLS ESTATES EMERGENT CALL RESPONSE
2nd Quarter 2024 Page 3

[illegible]

ROLLING HILLS

2024 Second Quarter Average Response Times



ROLLING HILLS EMERGENT CALL RESPONSE

2nd Quarter 2024

DATE	LOCATION	TYPE OF CALL	ENTRY	ENROUTE	ARRIVAL	RESP TIME MIN	TAG
04/10	MAVRICK LN	FIRE	0542	0543	0548	6	8
04/16	CHUCKWAGON RD	MEDICAL RESCUE	1101	1102	1109	8	41
04/25	EL CONCHO LN	MEDICAL RESCUE	1620	1621	1624	4	51
04/27	PORTUGUESE BEND RD	MEDICAL RESCUE	1024	1025	1027	3	27

PENINSULA REGION

2024 Second Quarter Average Response Times

