



**CITY CLERKS: PLEASE POST**

**AGENDA**

**PALOS VERDES PENINSULA  
REGIONAL CONTRACT LAW COMMITTEE**

**THURSDAY, MAY 12, 2022  
7:30 A.M.\***

**VIRTUAL MEETING**

In accordance with Assembly Bill 361 (AB 361), due to the continuing state of emergency, including masking and social distancing directives as a result of threat of the COVID-19 virus, the Regional Contract Law Committee for Thursday, May 12, 2022, at 7:30 a.m.\*, will be conducted via teleconference using the Zoom platform. Please see separate cover for public participation options.

*\* Meeting will begin immediately following the preceding  
Peninsula Public Safety Committee meeting*

- I. CALL TO ORDER**
- II. ROLL CALL**
- III. PUBLIC COMMENT**

**NOTE:** *This is the appropriate time for members of the public to make comments regarding items not listed on this agenda. Pursuant to the Brown Act, no action will take place on any items not listed on the agenda.*

- IV. APPROVAL OF MINUTES**
  - A. MINUTES OF FEBRUARY 10, 2022
- V. OLD BUSINESS**
  - A. NONE.

**VI. NEW BUSINESS**

- A. INTRODUCTION OF LOMITA SHERIFF STATION CORE TEAM
- B. QUARTERLY LAW ENFORCEMENT/TRAFFIC/COMMUNITY OUTREACH REPORT (LA COUNTY SHERIFF'S DEPARTMENT)
- C. QUARTERLY MEDICAL TRANSPORT RESPONSE TIMES REPORT (RHE)
- D. FUTURE MEETING FORMAT DISCUSSION

**VII. OTHER MATTERS FROM COMMITTEE MEMBERS**

NONE.

**NOTE:** *This is the appropriate time for Committee Members to direct placement of items for future action on upcoming agendas.*

*the*

**VIII. ADJOURNMENT**

Next regular meeting Thursday, August 11, 2022 at 7:30 a.m. immediately following the preceding Peninsula Public Safety Committee meeting.



**PALOS VERDES PENINSULA  
REGIONAL CONTRACT LAW COMMITTEE  
MINUTES TO MEETING ON THURSDAY, FEBRUARY 10, 2022**

**I. CALL TO ORDER**

A meeting of the Palos Verdes Peninsula Regional Contract Law Committee was called to order by Chair Dieringer at 9:13 a.m. via Zoom.

**II. ROLL CALL**

**PRESENT:**

	<b><u>Rancho Palos Verdes</u></b>
	David Bradley, Mayor
	<b><u>Rolling Hills Estates</u></b>
	Frank Zerunyan, Mayor
	Steve Zuckerman, Councilmember
	<b><u>Rolling Hills</u></b>
	Bea Dieringer, Mayor
	Patrick Wilson, Councilmember

**ALSO PRESENT:**

	<b><u>Rancho Palos Verdes</u></b>
	Ara Mihranian, City Manager
	Karina Bañales, Deputy City Manager
	Jesse Villalpando, Emergency Services Coordinator
	McKenzie Bright, Administrative Analyst
	Larry Maizlish, Emergency Preparedness Committee Chair
	Ruth Braswell, Emergency Preparedness Committee Member
	<b><u>Rolling Hills Estates</u></b>
	Greg Grammer, City Manager
	Alexa Davis, Assistant City Manager
	Lauren Pettit, City Clerk
	Jessica Slawson, Management Analyst
	<b><u>Rolling Hills</u></b>
	Christian Horvath, City Clerk
	Ashford Ball, Senior Management Analyst
	<b><u>Los Angeles County Sheriff's Department</u></b>
	Captain James Powers, Lomita Sheriff's Station

**Palos Verdes Peninsula Unified School District (PVPUSD)**

Brenna Terrones, Assistant Superintendent, Administrative Services

Richard Phillips, Board Member

**Los Angeles County Fire Department**

Acting Assistant Chief Brian Bennett, Division 1

**III. PUBLIC COMMENT**

None.

**IV. APPROVAL OF MINUTES**

**A. MINUTES OF AUGUST 12, 2021**

Motion by Member Bradley, seconded by Member Zuckerman to approve the minutes as presented.

**AYES:** Members: Bradley, McGowan, Murdock, Wilson, Zerunyan, Zuckerman and Chair Dieringer

**NOES:** Members: None

**ABSTAIN:** Members: None

**ABSENT:** Members: Alegria

**V. COMMITTEE REORGANIZATION**

Chair Dieringer nominated Member Zuckerman as Chair and Member Zerunyan as Vice Chair. Member Wilson seconded the motion. The motion passed.

Chair Zuckerman thanked Member Dieringer for her service as Chair over the last year.

**VI. OLD BUSINESS**

None.

**VII. NEW BUSINESS**

**A. QUARTERLY LAW ENFORCEMENT/TRAFFIC/COMMUNITY  
OUTREACH REPORT (LA COUNTY SHERIFF'S DEPARTMENT)**

Los Angeles County Sherriff Captain James Powers summarized the 4<sup>th</sup> Quarter Law Enforcement Update of 2021. He noted an error in the report, explaining that the average DUI arrests for the Peninsula shown as one should be corrected to two.

Captain Powers summarized the crime statistics for Rancho Palos Verdes (RPV), highlighting the increase in larceny theft and grand theft auto, and noting that there were 14 grand theft autos and 14 grand theft auto arrests during this period.

Captain Powers summarized the crime statistics for Rolling Hills Estates (RHE), highlighting the increase in larceny theft, largely attributed to the increase in smash-and-grabs throughout southern California during the holiday season. He reported that some arrests were made, but noted that many of the larger businesses have a delay in their reporting process which creates obstacles in making arrests for these crimes. Discussion ensued about the challenges with current process.

Vice Chair Zerunyan expressed concern about the health and safety of the community, and suggested the consideration of additional business license fees within the cities for businesses who do not cooperate, due to the increased risk they are placing on the cities.

Captain Powers explained that there is no legal obligation to report a crime, that anyone can report a crime including an innocent bystander, and that if a non-victim reports a crime, the victim is not obligated to cooperate, in response to Member Wilson.

City Manager Mihranian also noted the string of thefts that occurred at the Golden Cove Shopping Center in January.

Member Dieringer commented that if corporations have a practice of not reporting crimes, it could create an attractive situation for criminals and could draw more crime to the Peninsula which would be a danger for our residents. She echoed the sentiments of Vice Chair Zerunyan, suggesting researching with the City Attorneys options for a public safety tax imposed on businesses that do not call the police therefore endangering residents.

Captain Powers summarized the crime statistics for Rolling Hills, noting one larceny theft and one threatening phone call report. He noted that a few emergency response calls were in the 10 minute range but there was nothing out of the ordinary related to accessibility on these calls.

## **B. QUARTERLY MEDICAL TRANSPORT RESPONSE TIMES REPORT (RH)**

Rolling Hills Senior Management Analyst Ashford Ball explained the restructuring of the response time reports for Los Angeles County Fire Department and McCormick Ambulance, and introduced Los Angeles County Fire Department Acting Assistant Chief Brian Bennett.

Chief Bennett summarized the Fire Department response time reports for each city, and noted that the increase in COVID-19 numbers in December and January greatly impacted response times.

Chief Bennett reported that LA County Fire lost another member, a fire Captain, earlier that morning and that a strike team was sent down to support local fire departments on the Laguna Beach fire that morning. He also expressed his sincere appreciation to the Peninsula community and RPV staff for their support following the loss of LA County Fire Fighter Jonathan Flagler in the RPV fire in January.

Member Wilson expressed his condolences for another loss for the Department, and inquired why the report showed a negative number for the Interquartile Range for RHE. Chief Bennett said he would look into this and report back.

Member Dieringer expressed her condolences regarding the Department's losses. In light of the challenges COVID-19 has presented to emergency response services, she inquired if there was anything elected officials could do to ensure the Department is able to provide the quickest services possible to the residents on the Peninsula. She further inquired about the average response times listed in the presentation, wondering what the range of response times were and if there were any outside of the acceptable range. Chief Bennett stated that he can provide a range for each category in the future, and noted that during this time period no Fire Department responses were outside of the State required time ranges.

Chief Bennett explained that COVID-19 case numbers within the Department are improving so staffing shortages are less of a problem now, but that there is an ambulance shortage statewide.

Captain Powers noted that the death that occurred last week on Member Dieringer's street was a natural cause death not related to response times, in response to Member Dieringer.

Senior Management Analyst Ball summarized the Westmed/McCormick Ambulance response time report for the 4<sup>th</sup> quarter.

Chair Zuckerman and Member Wilson left the meeting at 10:00 a.m. Vice Chair Zerunyan chaired the remainder of the meeting.

Member Dieringer inquired about the low compliance in response times from McCormick within the City of Rolling Hills, requesting a verbal report at the next meeting from McCormick with the reasons for the non-compliant calls so the Committee can address if there is a systemic issue.

#### **VIII. OTHER MATTERS FROM REGIONAL LAW ENFORCEMENT COMMITTEE MEMBERS**

None.

#### **IX. ADJOURNMENT**

Motion by Member Dieringer, seconded by Member Wilson to adjourn the meeting. There being no further business Vice Chair Zerunyan adjourned the meeting at 10:02 a.m. The next meeting is scheduled to be held on Thursday, May 12, 2022, beginning at 7:30 a.m.

[Signatures on next page]

Respectfully submitted,

---

Lauren Pettit  
City Clerk  
City of Rolling Hills Estates

Approved,

---

Steve Zuckerman  
Chair  
City of Rolling Hills Estates




**PENINSULA REGION  
1ST QUARTER  
LAW ENFORCEMENT UPDATE  
2022**




***PRESENTED BY  
CAPTAIN JAMES C. POWERS  
LOMITA STATION***





# TRAFFIC





# RANCHO PALOS VERDES

## Traffic Stats

**2020****2021****2022**

	Jan	Feb	Mar	Average	Jan	Feb	Mar	Average	Jan	Feb	Mar	Average
Total Collisions	22	16	9	16	11	12	15	13	13	3	15	10
Injury Collisions	6	6	2	5	4	4	11	6	5	1	7	4
Enforcement Index	23	32	75	43	26	36	10	24	11	51	14	25
Hazardous Cites	138	186	149	158	100	144	110	118	55	51	114	73
Non-Haz Cites	41	39	30	37	16	25	25	22	25	20	30	25
Parking Cites	102	20	19	47	18	21	4	14	71	43	23	46
DUI Arrests	2	3	1	2	2	1	1	1	2	0	1	1
DUI Collisions	1	1	1	1	1	1	0	1	1	0	1	1
Fatal Collisions	0	0	0	0	0	0	0	0	0	0	1	0

\*Traffic Enforcement Index: Haz.Cites + DUI Arrests / Fatal + Injury Collisions (20:1)

### 1st Quarter Comparison

# ROLLING HILLS ESTATES

## Traffic Stats



**2020**

**2021**

**2022**

	Jan	Feb	Mar	Average	Jan	Feb	Mar	Average	Jan	Feb	Mar	Average
Total Collisions	12	16	6	11	6	7	4	6	8	9	8	8
Injury Collisions	4	4	1	3	2	1	1	1	3	3	8	5
Enforcement Index	15	11	39	22	4	28	25	19	15	13	9	12
Hazardous Cites	58	45	39	47	7	28	25	20	59	51	74	61
Non-Haz Cites	16	17	9	14	4	5	10	7	10	16	9	12
Parking Cites	29	10	5	15	0	2	0	0	3	2	5	3
DUI Arrests	1	0	0	0	1	0	0	0	0	0	0	0
DUI Collisions	1	0	0	0	0	0	0	0	0	0	0	0
Fatal Collisions	0	0	0	0	0	0	0	0	1	1	0	1

\*Traffic Enforcement Index: Haz.Cites + DUI Arrests / Fatal + Injury Collisions (20:1)

**1st Quarter Comparison**



# ROLLING HILLS

## Traffic Stats

**2020****2021****2022**

Jan Feb Mar **Average** Jan Feb Mar **Average** Jan Feb Mar **Average**

Total Collisions	1	0	1	1	0	0	0	0	0	0	0	0
Injury Collisions	0	0	0	0	0	0	0	0	0	0	0	0
Enforcement Index	0	0	0	0	0	0	0	0	0	0	0	0
Hazardous Cites	5	10	22	12	9	36	10	18	0	21	14	12
Non-Haz Cites	0	0	0	0	0	0	0	0	0	0	0	0
Parking Cites	0	0	0	0	0	0	0	0	2	1	0	1
DUI Arrests	0	0	0	0	0	0	0	0	0	0	0	0
DUI Collisions	0	0	0	0	0	0	0	0	0	0	0	0
Fatal Collisions	0	0	0	0	0	0	0	0	0	0	0	0

\*Traffic Enforcement Index: Haz.Cites + DUI Arrests / Fatal + Injury Collisions (20:1)

### 1st Quarter Comparison



# PENINSULA REGION

## Totals

**2020**

**2021**

**2022**

	Jan	Feb	Mar	Average	Jan	Feb	Mar	Average	Jan	Feb	Mar	Average
Total Collisions	34	32	16	27	17	19	19	18	21	12	23	19
Injury Collisions	10	10	3	8	6	5	12	8	8	4	15	9
Enforcement Index	20	24	70	38	40	42	12	31	13	25	39	26
Hazardous Cites	201	241	210	217	116	208	145	156	114	123	202	146
Non-Haz Cites	57	56	39	51	20	30	35	28	35	36	39	37
Parking Cites	131	30	24	62	18	23	4	15	76	46	28	50
DUI Arrests	3	3	1	2	3	1	1	3	2	0	1	1
DUI Collisions	2	1	1	1	1	1	0	1	1	0	1	1
Fatal Collisions	0	0	0	0	0	0	0	0	1	1	1	1

\*Traffic Enforcement Index: Haz.Cites + DUI Arrests / Fatal + Injury Collisions (20:1)

**1st Quarter Comparison**

# 2022 CRIME STATS

## 1st QUARTER

\* SHERIFF \* DO NOT CROSS \* CRIME SCENE \* DO NOT CROSS \* SHERIFF \*













# 2021 PART I – 1st QUARTER COMPARISON

## Rancho Palos Verdes

	2022	2021	2020	2019	2018
Homicide	0	0	0	0	0
Rape	2	2	1	0	2
Robbery	1	5	2	3	0
Aggravated Assault	8	4	6	2	3
Burglary, Residence	17	13	10	24	27
Burglary, Structure	7	2	1	1	9
Vehicle Burglary	19	22	11	10	20
Theft from Vehicle	6	11	13	8	28
Other Larceny / Theft	27	38	26	19	22
Grand Theft Auto	5	10	4	3	11
Arson	0	0	0	0	0
<b>TOTAL</b>	<b>92</b>	<b>107</b>	<b>74</b>	<b>70</b>	<b>122</b>



-  RAPE
-  ROBBERY
-  AGGRAVATED ASSAULT
-  BURGLARY - RESIDENTIAL
-  BURGLARY - ALL OTHER
-  THEFT FROM MOTOR VEHICLE
-  OTHER THEFT
-  GRAND THEFT VEHICLE (GTA)



# Rancho Palos Verdes



# PART II CRIME ACTIVITY COMPARISON

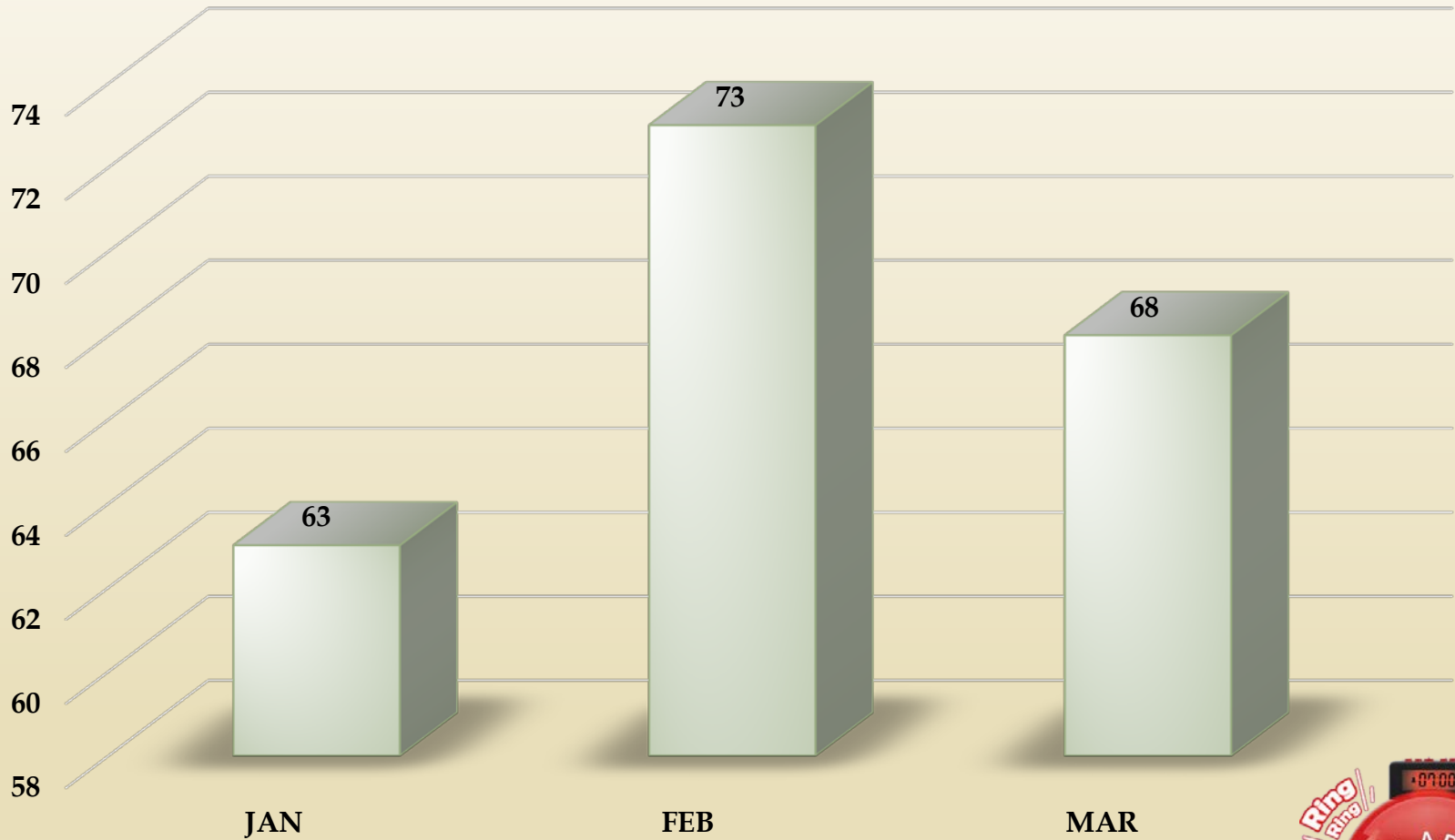
## Rancho Palos Verdes 1st Quarter

	2022	2021	2020	2019	2018
Forgery	11	3	7	5	9
Fraud/ ID Theft	23	37	31	28	37
Sex Offense, Felony	4	3	1	0	3
Sex Offense, Misdemeanor	3	4	4	1	1
Non-Aggravated Assault	7	6	9	3	8
Weapon Laws	2	3	4	2	3
Offenses Against Family	1	1	1	0	1
Liquor Laws	0	0	0	0	0
Drunk-Alcohol/Drugs	1	1	4	1	1
Disorderly Conduct	2	1	3	0	2
Vagrancy	0	0	0	0	0
Gambling	0	0	0	0	0
Drunk Driving-Vehicle/Boat	3	3	6	3	0
Vandalism (Non-graffiti)	18	15	10	6	13
Vandalism (Graffiti)	1	1	0	0	1
Receiving Stolen Property	0	0	0	0	0
Federal Offenses w/o money	0	0	0	0	0
Federal Offenses w/ money	0	1	1	0	0
Felonies, Misc	3	3	1	6	9
Misdemeanors, Misc	5	6	7	4	5
<b>TOTAL CRIME</b>	<b>84</b>	<b>88</b>	<b>89</b>	<b>59</b>	<b>93</b>
<b>ARRESTS</b>					
Part I	14	19	14	6	10
Part II	50	38	71	58	61
<b>TOTAL ARRESTS</b>	<b>64</b>	<b>57</b>	<b>85</b>	<b>64</b>	<b>71</b>
Burglaries	4	2	5	2	4
GTA's	3	8	4	2	2
Narco	4	4	9	7	10



# RANCHO PALOS VERDES

## False Alarms

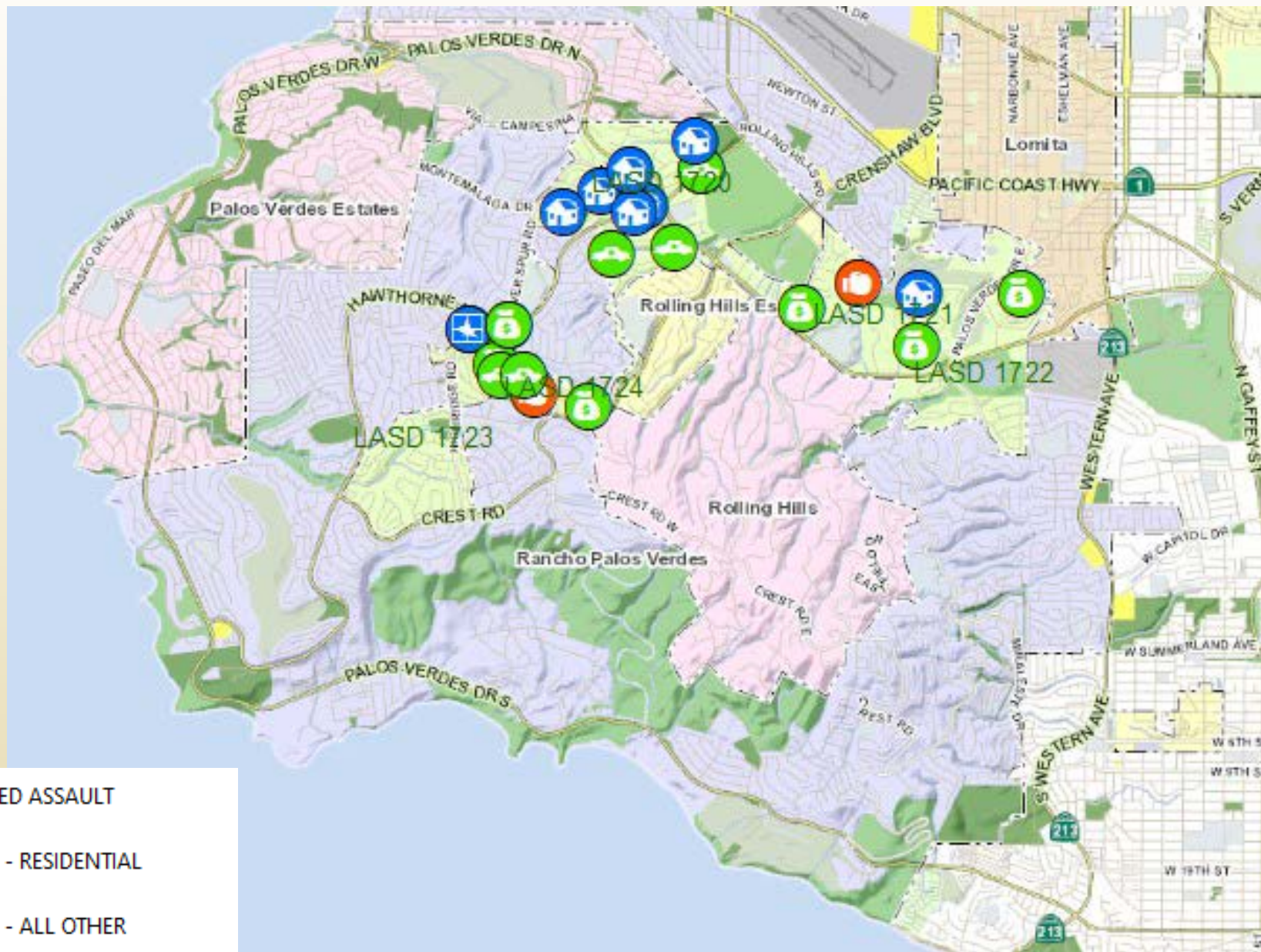







# 2021 PART I – 1st QUARTER COMPARISON

## Rolling Hills Estates



	2022	2021	2020	2019	2018
Homicide	0	0	0	0	0
Rape	0	0	1	0	1
Robbery	0	0	0	1	0
Aggravated Assault	1	1	0	0	1
Burglary, Residence	8	4	4	5	1
Burglary, Structure	3	5	3	6	9
Vehicle Burglary	3	2	2	3	1
Theft from Vehicle	2	0	2	4	3
Other Larceny / Theft	14	15	14	9	7
Grand Theft Auto	1	1	1	0	1
Arson	0	0	0	0	0
<b>TOTAL</b>	<b>32</b>	<b>28</b>	<b>27</b>	<b>28</b>	<b>24</b>



-  AGGRAVATED ASSAULT
-  BURGLARY - RESIDENTIAL
-  BURGLARY - ALL OTHER
-  THEFT FROM MOTOR VEHICLE
-  OTHER THEFT

# Rolling Hills Estates



# PART II CRIME ACTIVITY COMPARISON

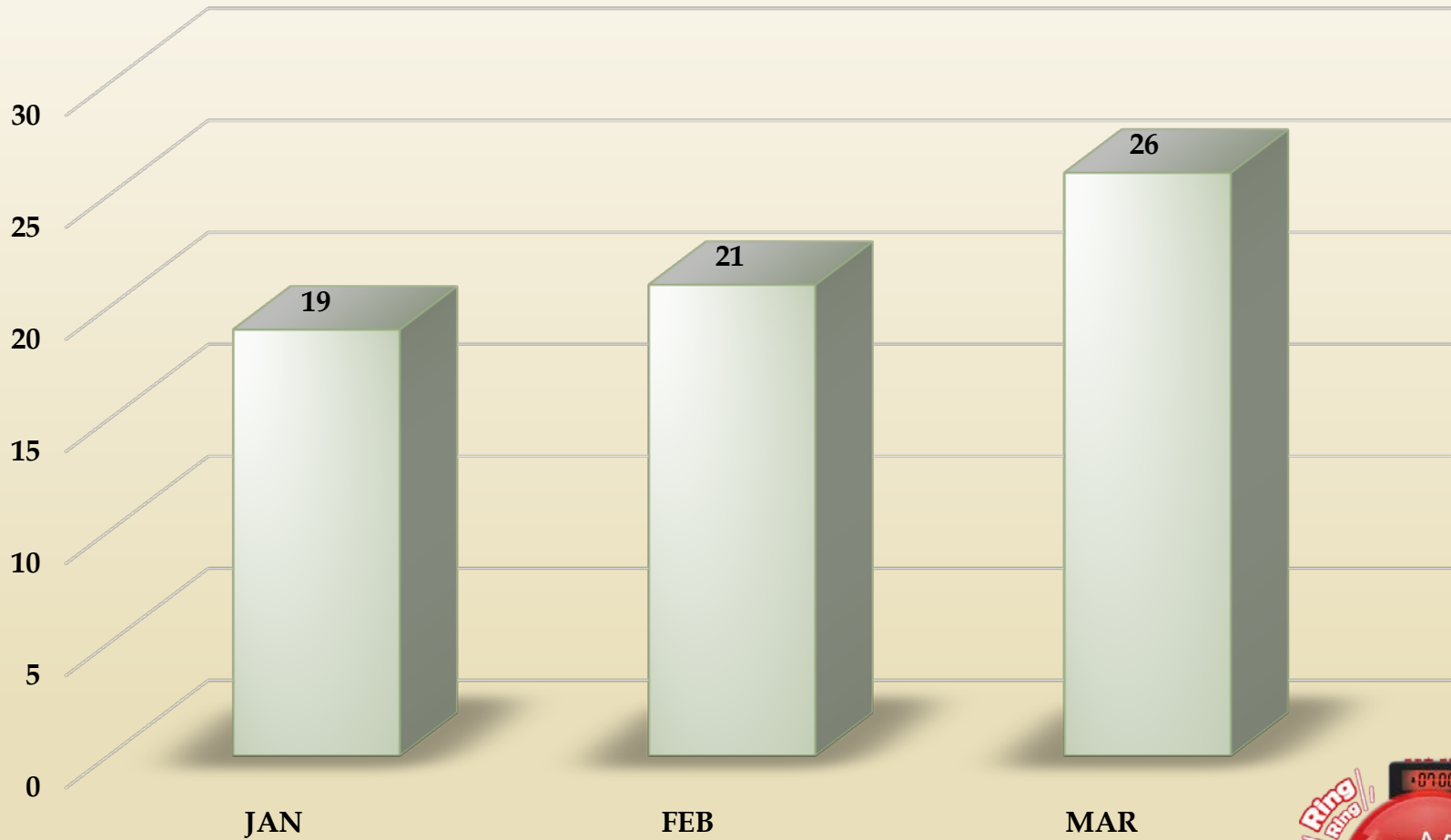
## Rolling Hills Estates 1st Quarter



	2022	2021	2020	2019	2018
Forgery	4	0	3	3	2
Fraud/ID Theft	6	15	13	8	12
Sex Offense, Felony	0	1	0	0	1
Sex Offense, Misdemeanor	0	2	0	2	0
Non-Aggravated Assault	1	2	3	5	3
Weapon Laws	1	1	1	0	2
Offenses Against Family	0	1	0	0	0
Liquor Laws	0	0	0	0	0
Drunk-Alcohol/Drugs	0	1	0	0	0
Disorderly Conduct	1	0	0	1	1
Vagrancy	0	0	0	0	0
Gambling	0	0	0	0	0
Drunk Driving-Vehicle/ Boat	0	1	1	3	1
Vandalism (Non-graffiti)	4	3	3	2	7
Vandalism (Graffiti)	1	1	0	0	0
Receiving Stolen Property	0	0	0	0	0
Federal Offenses w/o money	0	0	0	0	0
Federal Offenses w/ money	0	0	0	0	2
Felonies, Misc	3	2	0	1	0
Misdemeanors, Misc	3	3	1	2	2
<b>TOTAL CRIME</b>	<b>24</b>	<b>33</b>	<b>25</b>	<b>27</b>	<b>33</b>
<b>ARRESTS</b>					
Part I	5	3	1	5	9
Part II	15	14	17	17	27
<b>TOTAL ARRESTS</b>	<b>20</b>	<b>17</b>	<b>18</b>	<b>22</b>	<b>36</b>
Burglaries	2	1	0	0	2
GTA's	2	1	1	0	2
Narco	0	3	0	0	7

# ROLLING HILLS ESTATES

## False Alarms



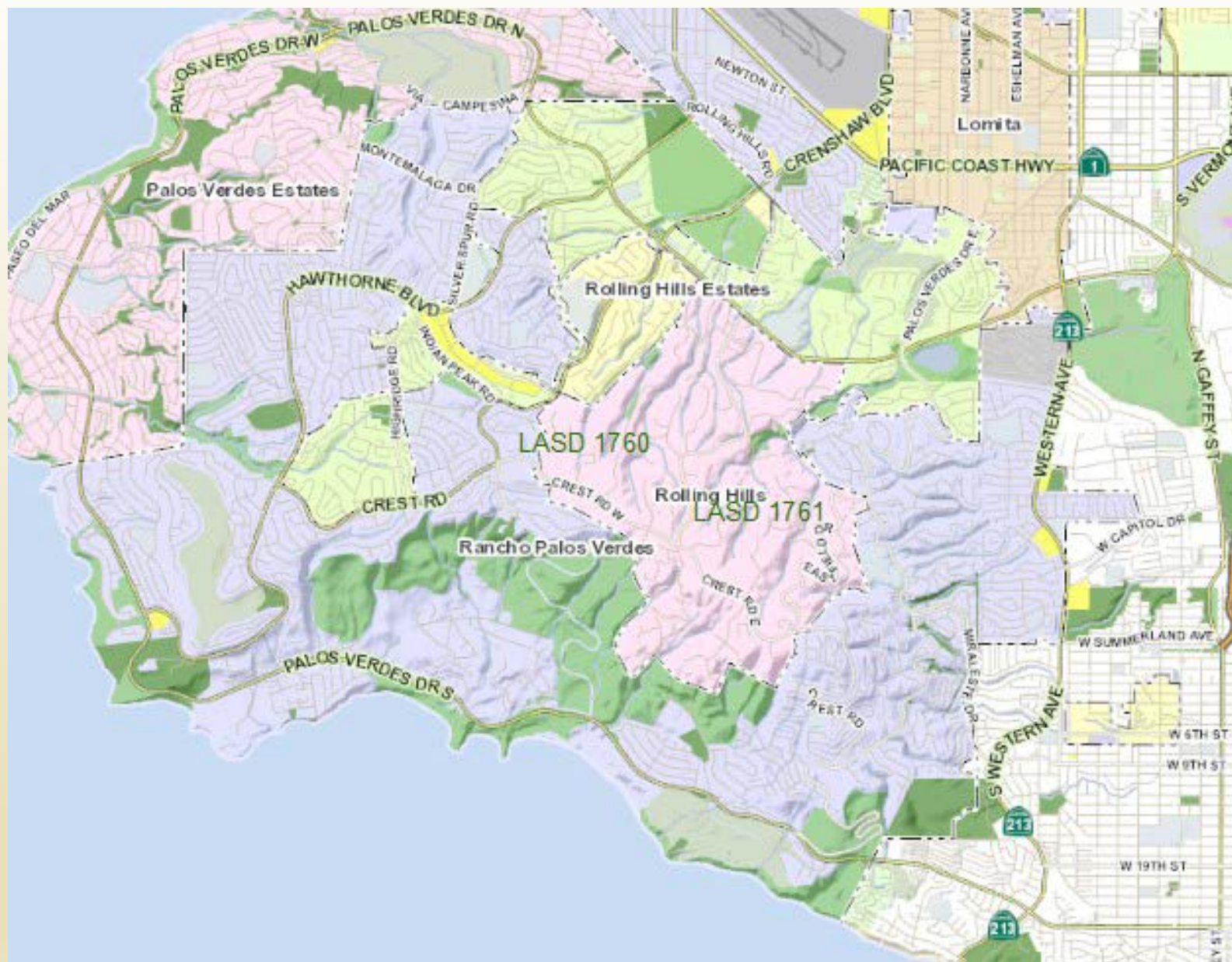
# 2021 PART I – 1st QUARTER COMPARISON

## Rolling Hills



	2022	2021	2020	2019	2018
Homicide	0	0	0	0	0
Rape	0	0	0	0	0
Robbery	0	0	0	0	0
Aggravated Assault	0	0	0	0	0
Burglary, Residence	0	1	1	4	0
Burglary, Structure	0	0	0	0	0
Vehicle Burglary	0	0	0	0	0
Theft from Vehicle	0	1	0	0	0
Other Larceny / Theft	0	0	0	1	0
Grand Theft Auto	0	0	0	0	0
Arson	0	0	0	0	0
<b>TOTAL</b>	<b>0</b>	<b>2</b>	<b>1</b>	<b>5</b>	<b>0</b>





# Rolling Hills

# Part II Crime Activity Comparison

## Rolling Hills 1st Quarter

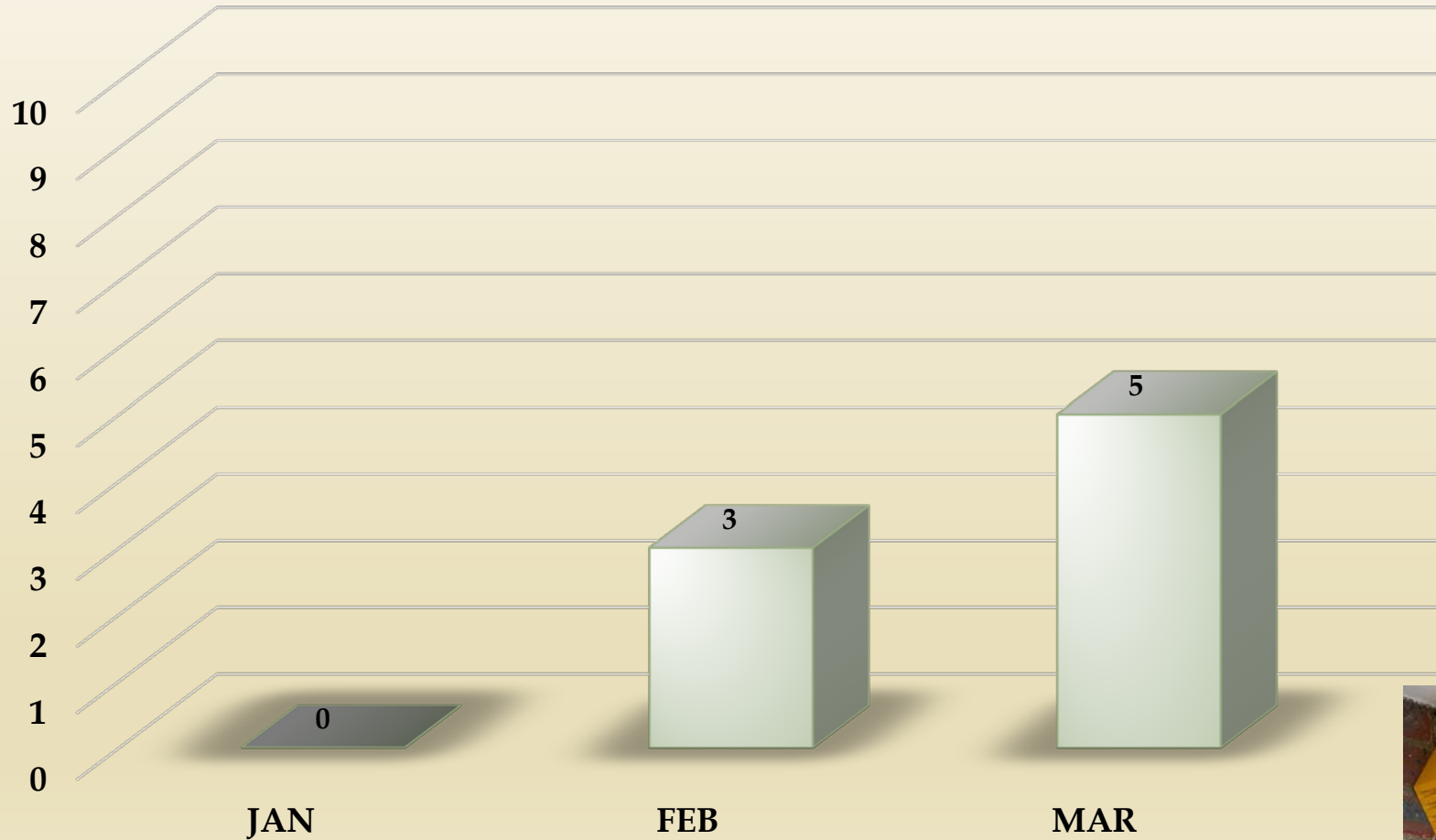


	2022	2021	2020	2019	2018
Forgery	0	1	0	1	0
Fraud/ID Theft	0	1	5	0	1
Sex Offense, Felony	0	0	0	0	0
Sex Offense, Misdemeanor	0	0	0	0	0
Non-Aggravated Assault	0	1	0	1	0
Weapon Laws	0	0	0	0	0
Offenses Against Family	0	0	0	0	0
Liquor Laws	0	0	0	0	0
Drunk-Alcohol/Drugs	0	0	0	0	0
Disorderly Conduct	0	0	0	0	0
Vagrancy	0	0	0	0	0
Gambling	0	0	0	0	0
Drunk Driving-Vehicle/Boat	0	0	0	0	0
Vandalism (Non-graffiti)	0	0	0	0	0
Vandalism (Graffiti)	0	0	0	0	0
Receiving Stolen Property	0	0	0	0	0
Federal Offenses w/o money	0	0	0	0	0
Federal Offenses w/ money	0	0	0	0	0
Felonies, Misc	0	0	0	0	0
Misdemeanors, Misc	0	0	0	0	0
<b>TOTAL CRIME</b>	<b>0</b>	<b>3</b>	<b>5</b>	<b>2</b>	<b>1</b>
<b>ARRESTS</b>					
Part I	0	0	1	2	0
Part II	0	0	0	1	0
<b>TOTAL ARRESTS</b>	<b>0</b>	<b>0</b>	<b>1</b>	<b>3</b>	<b>0</b>
Burglaries	0	0	1	1	0
GTA's	0	0	0	0	0
Narco	0	0	0	1	0



# ROLLING HILLS

## False Alarms



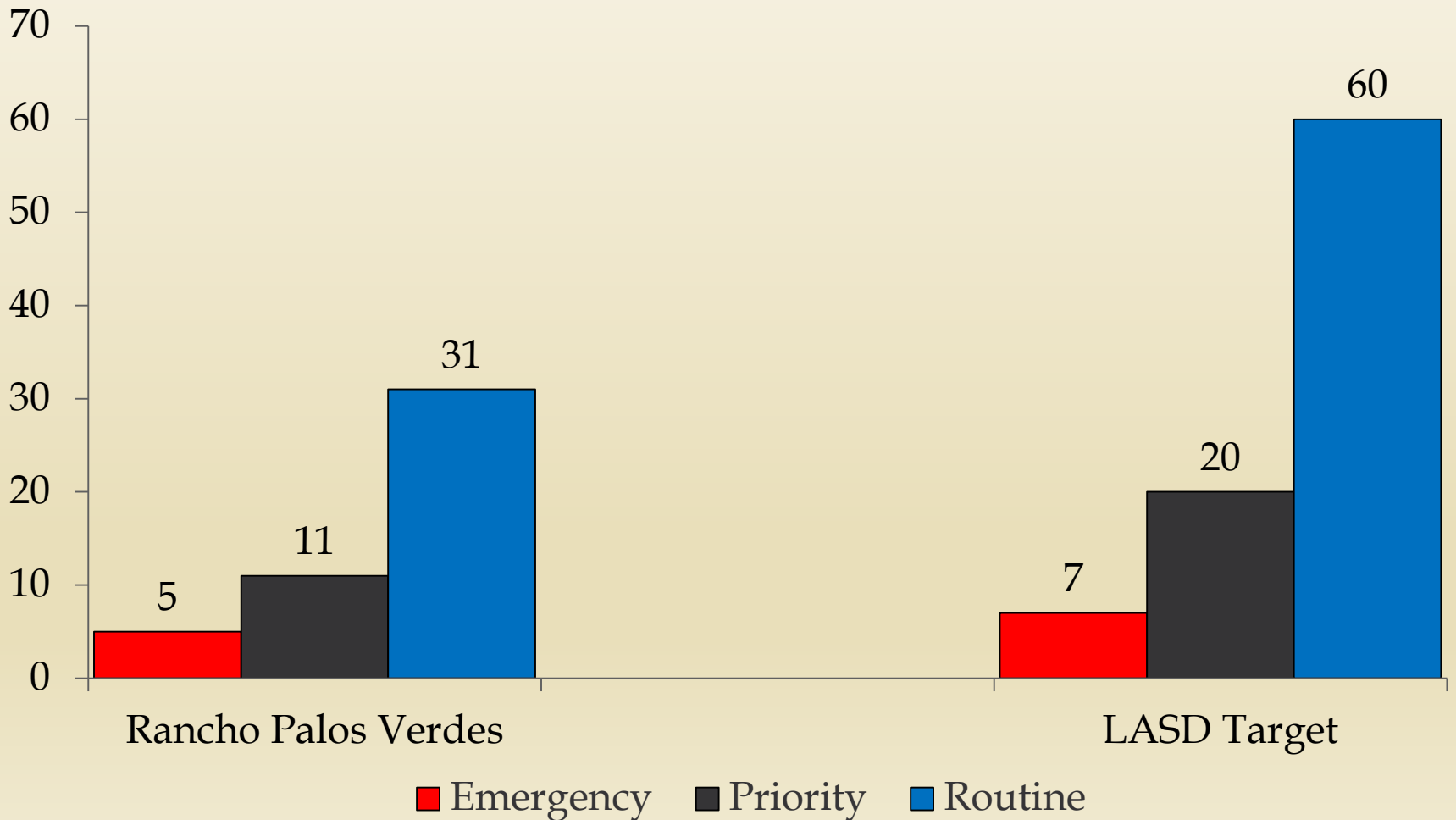
# RESPONSE TIMES





# Rancho Palos Verdes

## 1st Quarter Average Response Times



# RANCHO PALOS VERDES EMERGENT CALL RESPONSE

1st Quarter 2022 Page 1

DATE	LOCATION	TYPE OF CALL	ENTRY	ENROUTE	ARRIVAL	RESP TIME MIN	TAG
01/01	HAWTHORNE BL/PV DR S	DISTURBANCE	1951	1952	1958	7	71
01/02	WESTMONT DR	MEDICAL RESCUE	1708	1709	1715	6	65
01/04	MENDON DR	DISTURBANCE	0120	0121	0126	5	3
01/04	NAUTILUS DR	POSS BURG TO RESD	1207	1210	1220	4	40
01/05	DIANORA DR	MEDICAL RESCUE	1241	1245	1247	6	42
01/05	SEACOVE DR	POSS BURG TO RESD	1808	1811	1822	8	81
01/06	TARAPACA RD	FIRE	0203	0205	0210	6	2
01/06	LOS VERDES DR/HAWOTHORNE BL	VEH FIRE	1838	1840	1849	5	52
01/07	CREST RD	DISTURBANCE	1924	1927	1932	4	93
01/10	CAYUSE LN	MEDICAL RESCUE	0142	0143	0146	4	5
01/11	HAWTHORNE BL/VIA RIVERA	TRAFFIC ACCIDENT	1045	1046	1056	10	33
01/11	PEPPERTREE DR	POSS BURG TO RESD	1131	1132	1134	3	34
01/11	VISTA MADERA	FAMILY DISTURBANCE	1852	1853	1858	4	65
01/13	VALLEY VIEW RD	MEDICAL RESCUE	0012	0021	0028	4	3
01/13	MT LASSEN LN	BURGULARY ALARM	1808	1811	1816	5	93
01/14	WESTERN AV	MEDICAL RESCUE	0555	0556	0602	7	11
01/15	PONTEVEDRA	POSS BURG TO RESD	1900	1901	1903	3	66
01/16	STALLION RD	MEDICAL RESCUE	1528	1528	1536	8	69
01/16	KNOLL VIEW RD	POSS BURG TO RESD	2213	2215	2221	7	109
01/17	VIA RIVERA	MEDICAL RESCUE	1146	1147	1153	7	44
01/17	UPLAND	BURG TO A VEH	2239	2240	2251	5	101
01/18	COASTSIDE DR	MEDICAL RESCUE	0826	0826	0833	7	22
01/19	VIA SAN REMO	MEDICAL RESCUE	0950	0952	0956	5	23
01/19	RIDGEBROOK CT	TRAFFIC ACCIDENT	1621	1623	1625	2	69
01/19	MARGUERITE DR/PV DR W	TRAFFIC ACCIDENT	1855	1856	1901	4	83
01/21	RUE LE CHARLENE	MEDICAL RESCUE	2231	2232	2239	8	111
01/22	PASEO DE PINO	BUSINESS DISTURBANCE	0618	0620	0623	5	24
01/22	AVENIDA FELICIANO	MEDICAL RESCUE	1043	1045	1049	6	42

# RANCHO PALOS VERDES EMERGENT CALL RESPONSE

1st Quarter 2022 Page 2

DATE	LOCATION	TYPE OF CALL	ENTRY	ENROUTE	ARRIVAL	RESP TIME MIN	TAG
01/22	WHITLEY COLLINS DR	VEH FIRE	1538	1539	1540	2	71
01/23	RAVENSPUR DR	TRAFFIC ACCIDENT	0048	0049	0054	6	1
01/23	HAWTHORNE/SAN NICHOLAS	MEDICAL RESCUE	1225	1225	1226	1	45
01/23	WESTERN AV	MEDICAL RESCUE	1842	1843	1844	2	88
01/24	MISTRIDGE DR	MEDICAL RESCUE	0743	0744	0747	4	35
01/26	TRUDIE DR	MEDICAL RESCUE	1706	1707	1711	5	76
01/28	MELA LN	MEDICAL RESCUE	0839	0840	0841	2	19
01/28	NANCY RD	POSS BURG TO RESD	1041	1042	1055	5	42
01/29	LOS VERDES DR	TRAFFIC ACCIDENT	0403	0404	0411	8	8
01/29	TOP RAIL LN	POSS SHOOTING	1440	1441	1448	5	58
01/30	MT. SHASTA DR	MEDICAL RESCUE	1336	1336	1339	3	49
02/01	CALLE STELLARE	MEDICAL RESCUE	1617	1618	1624	7	102
02/01	PV DR S/ PV DR E	BRUSH FIRE	1639	1640	1651	6	107
02/01	ROCKINGHORSE RD	FIRE	2053	2054	2057	4	145
02/02	LA ROTUNDA/PV DR S	STOLEN VEHICLE	1109	1110	1111	2	43
02/05	AVENIDA APRENDA/WESTERN AV	TRAFFIC ACCIDENT	0735	0737	0737	2	14
02/06	PV DR E	BURGLARY	0329	0331	0334	5	12
02/08	BARKENTINE RD	MEDICAL RESCUE	0956	0958	1002	6	35
02/09	SANTA BARBRA DR	BURGLARY	1831	1832	1835	4	122
02/09	TRUDIE DR	ASSAULT	2159	2200	2200	3	147
02/10	STARLINE DR	BURGLARY	1503	1504	1506	3	50
02/10	COASTSITE DR	MEDICAL RESCUE	2001	2003	2008	7	70
02/11	RAVENSPUR DR	MEDICAL RESCUE	1452	1452	1454	2	94
02/12	JAYBROOK DR	FIRE	0733	0734	0739	6	17
02/12	HAWTHORNE BL	FIRE	0743	0744	0746	7	18
02/13	VIA RIVERA	MEDICAL RESCUE	2258	2258	2258	0	64
02/15	RUE LE CHARLENE	FAMILY DISTURBANCE	2136	2138	2145	9	107

# RANCHO PALOS VERDES EMERGENT CALL RESPONSE

1st Quarter 2022 Page 3

DATE	LOCATION	TYPE OF CALL	ENTRY	ENROUTE	ARRIVAL	RESP TIME MIN	TAG
02/16	LOS VERDES DR	MEDICAL RESCUE	0340	0341	0348	8	18
02/16	VALLON DR	BURGLARY	1936	1936	1939	3	119
02/18	VERDE RIDGE RD	MEDICAL RESCUE	1714	1715	1717	3	93
02/20	CREST RD	MEDICAL RESCUE	1113	1115	1115	2	29
02/20	BEECHVIEW DR	FIRE ALARM	1855	1857	1903	8	75
02/21	WESTERN AVE	MEDICAL RESCUE	0503	0504	0507	4	13
02/23	HAWTHORNE BL	TRANSIENT	0918	0919	0922	4	42
02/24	FIGTREE RD	MEDICAL RESCUE	1411	1411	1422	11	47
02/24	AVENIDA DE CALMA	FAMILY DISTURBANCE	2203	2209	2210	7	3
02/26	VIA DEL CIELO	MEDICAL RESCUE	1607	1608	1618	11	55
02/28	TRUMP NATIONAL	MEDICAL RESCUE	1457	1458	1504	7	45
02/28	REVEN SPUR DR	STOLEN VEHICLE	1505	1506	1506	1	46
02/28	AVENIDA DEL MESA/REDONDELLA DR	MEDICAL RESCUE	1559	1559	1601	2	53
02/28	PLAINFIELD DR	FAMILY DISTURBANCE	1921	1922	1925	4	70
03/01	PV DR S	FIRE	2047	2049	2052	5	107
03/01	PV DR S/BOW AND ARROW TRAIL	TRANSIENT	2121	2121	2129	7	109
03/02	JAYBROOK DR	FAMILY DISTURBANCE	2215	2216	2222	5	125
03/02	JAYBORRK DR	FAMILY DISTURBANCE	2215	2215	2215	0	126
03/03	CLIPPER RD	MEDICAL RESCUE	0853	0853	0859	6	25
03/03	SEACOVE DR	POSS BURG TO RESD	1056	1057	1101	5	40
03/04	CRESTRIDGE RD	MEDICAL RESCUE	0910	0910	0911	1	46
03/04	HAWTHORNE BL/HIGHRIDGE RD	TRAFFIC ACCIDENT	1845	1846	1849	4	3
03/04	PV DR E	TRAFFIC ACCIDENT	1930	1931	1935	5	112
03/05	WESTERN AVE	DOWN WIRES	1736	1736	1736	1	76
03/06	PV DR S/PEPPERTREE DR	MEDICAL RESCUE	1243	1246	1247	4	33
03/06	WESTERN AV	MEDICAL RESCUE	1416	1417	1419	3	45
03/09	BLACKHORSE RD/HAWTHORNE BL	TRAFFIC ACCIDENT	1100	1101	1103	3	39



# RANCHO PALOS VERDES EMERGENT CALL RESPONSE

1st Quarter 2022 Page 4

DATE	LOCATION	TYPE OF CALL	ENTRY	ENROUTE	ARRIVAL	RESP TIME MIN	TAG
03/12	HAWTHORNE BL/VALLON DR	TRAFFIC ACCIDENT	1341	1343	1346	5	47
03/14	HAWTHORNE BL/LOS VERDES DR	TRAFFIC ACCIDENT	1303	1304	1306	3	44
03/15	OCEAN TARRACE DR	MEDICAL RESCUE	1557	1557	1603	6	77
03/17	ARMAGA SPRINGS RD/HIGHRIDGE RD	TRAFFIC ACCIDENT	1519	1520	1521	2	84
03/17	CRESTRIDGE RD	MEDICAL RESCUE	1840	1842	1845	5	105
03/18	BLACKHORSE RD	TRAFFIC ACCIDENT	0844	0846	0848	4	40
03/18	COASTSITE DR	MEDICAL RESCUE	1645	1646	1651	6	97
03/20	PV DR E/VISTA DEL MAR	TRAFFIC ACCIDENT	1437	1438	1444	7	52
03/20	RAVENSPUR DR	MEDICAL RESCUE	2127	2128	2130	3	93
03/21	REDONDELA DR	MEDICAL RESCUE	0017	0018	0020	3	3
03/21	PLAINFIELD DR	MEDICAL RESCUE	0051	0052	0100	9	5
03/21	OCEAN TERRACE DR	MEDICAL RESCUE	1551	1552	1553	2	64
03/21	PEPERTREE DR	ASSAULT	2320	2321	2332	9	92
03/22	HIGHRIDGE RD	MEDICAL RESCUE	0321	0321	0335	6	8
03/22	INDIAN VALLEY RD/HAWTHORNE BL	TRAFFIC ACCIDENT	1751	1752	1754	3	81
03/22	WESTERN AVE	MEDICAL RESCUE	2123	2124	2127	4	100
03/22	KNOLL VIEW DR	911 HANG UP	2321	2323	2325	4	111
03/23	AVENIDA DE CALMA	POSS BURG TO RESD	1014	1015	1015	1	36
03/23	CALLE DE SUENOS	MEDICAL RESCUE	1306	1306	1311	5	57
03/23	WESTERN AVE	MEDICAL RESCUE	1919	1920	1924	5	95
03/24	STONECREST RD	FAMILY DISTURBANCE	1818	1820	1823	5	116
03/24	TRUMP NATIONAL	MEDICAL RESCUE	1834	1835	1843	9	120
03/25	GRAND VIA ALTAMIRA/HAWTHORNE BL	TRAFFIC ACCIDENT	0228	0229	0234	5	7
03/25	ALAFLOA DR	ASSAULT	2158	2159	2203	5	114
03/26	MARNE DR	MEDICAL RESCUE	2050	2050	2056	5	64
03/27	GOLDEN MEADOW DR	TRAFFIC ACCIDENT	0133	0134	140	7	6
03/27	PV DR E	ASSAULT	0232	0232	238	5	9

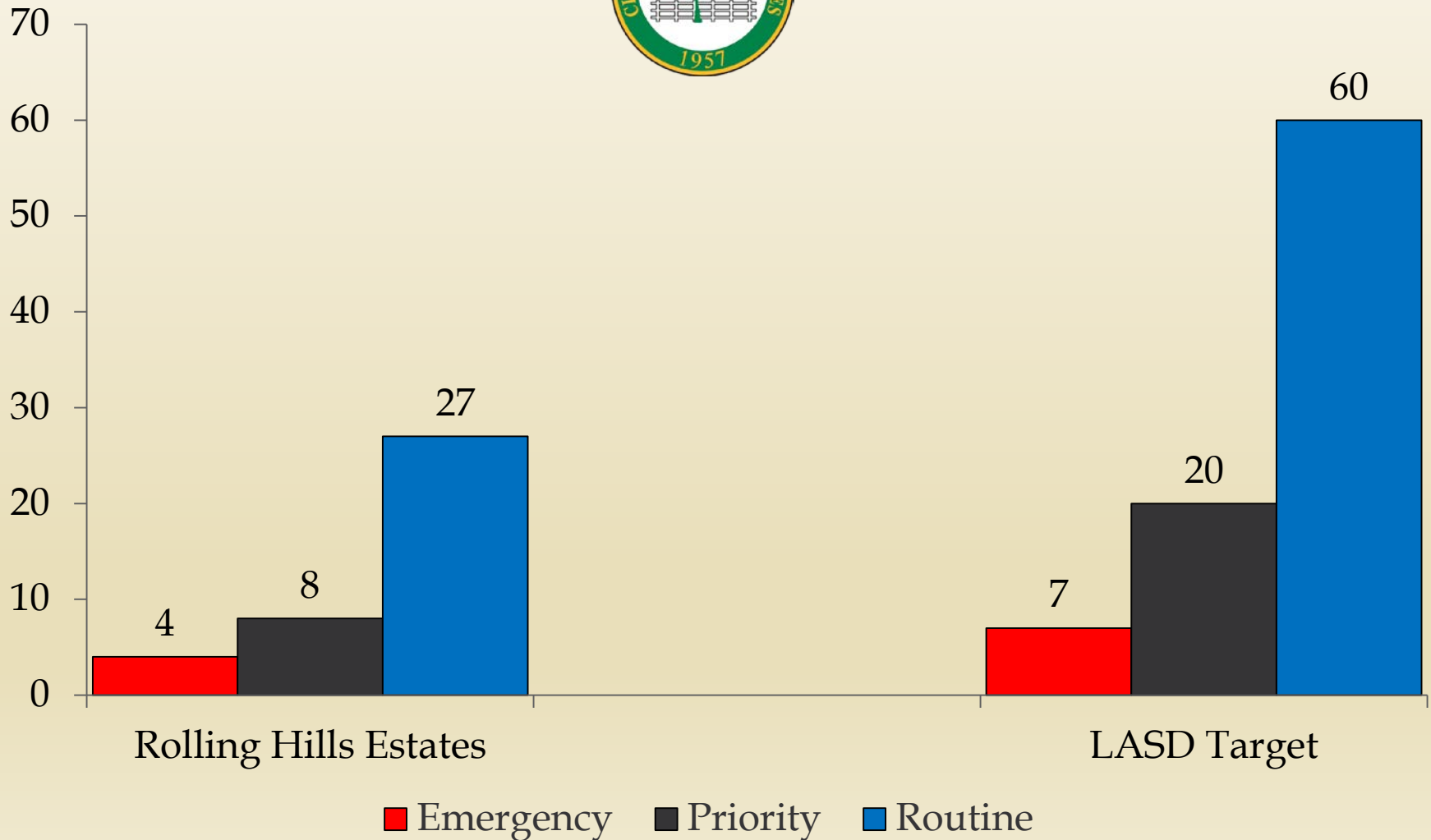
# RANCHO PALOS VERDES EMERGENT CALL RESPONSE

1st Quarter 2022 Page 5

[illegible]

# ROLLING HILLS ESTATES

## 1st Quarter Average Response Times



# ROLLING HILLS ESTATES EMERGENT CALL RESPONSE

## 1st Quarter 2022

DATE	LOCATION	TYPE OF CALL	ENTRY	ENROUTE	ARRIVAL	RESP TIME MIN	TAG
01/03	PV DR N/SUNNYFIELD DR	MEDICAL RESCUE	0535	0536	0539	4	12
01/06	KINGSPINE RD	POSS BURG TO RES	1345	1346	1352	7	32
01/14	PENINSULA CTR	GRAND THEFT	1238	1239	1240	1	64
01/27	PV DR N/DAPPLEGRY LN	TRAFFIC ACCIDENT	0544	0545	0547	3	16
01/29	ROLLING MEADOWS	MEDICAL RESCUE	1327	1328	1330	3	48
01/29	PV DR N/ROLLING HILLS RD	VEH FIRE	1717	1719	1720	2	72
02/02	HAWTHORNE BL/SILVER SPUR RD	TRAFFIC ACCIDENT	0731	0732	0733	2	24
02/02	PONY LN	MEDICAL RESCUE	1841	1843	1844	3	93
02/03	DEERHILL DR	POSS BURG TO RES	1941	1942	1943	2	78
02/07	MARLOMA DR	BURG TO RES	1356	1357	1401	5	65
02/10	CHANDLER RANCH RD	FAMILY DISTURBANCE	1733	1735	1736	2	62
02/14	INDIAN PEAK RD/HAWTHORNE BL	HIT AND RUN	0935	0935	0935	0	32
02/17	SILVER SPUR RD	VEH FIRE	1745	1747	1749	4	93
02/19	PV DR N/HAWTHORNE BL	TRAFFIC ACCIDENT	1933	1934	1936	3	88
02/20	HAWTHORNE B/PV DR N	TRAFFIC ACCIDENT	0037	0038	0041	3	5
02/20	PV DR N/DAPPLEGRAY LN	TRAFFIC ACCIDENT	1447	1448	1450	3	52
02/22	MONTECILLO DR	MEDICAL RESCUE	1831	1832	1834	3	104
02/24	ELMDALE DR	POSS BURG TO RES	0530	0532	0536	5	8
02/24	SORREL LN	MEDICAL RESCUE	1346	1348	1348	2	42
03/02	PONY LN	MEDICAL RESCUE	1942	1943	1946	4	114
03/03	PV DR N/SUNNYFIELD DR	TRAFFIC ACCIDENT	1843	1844	1848	5	93
03/03	DEEP VALLEY DR	BURGLARY ALARM	1945	1947	1950	6	98
03/06	HAWTHORNE BL/SILVER SPUR RD	TRAFFIC ACCIDENT	1652	1652	1653	1	58
03/06	PV DR E/PV DR N	TRAFFIC ACCIDENT	1850	1851	1852	2	70
03/08	COVERED WAGON LN	MEDICAL RESCUE	1525	1527	1530	5	79
03/11	CHANDLER RANCH RD	MEDICAL RESCUE	0210	0212	0214	4	5
03/11	PV DR N	MEDICAL RESCUE	0624	0625	0628	4	20
03/12	HAWTHORNE BL	FIRE	1029	1031	1034	5	31

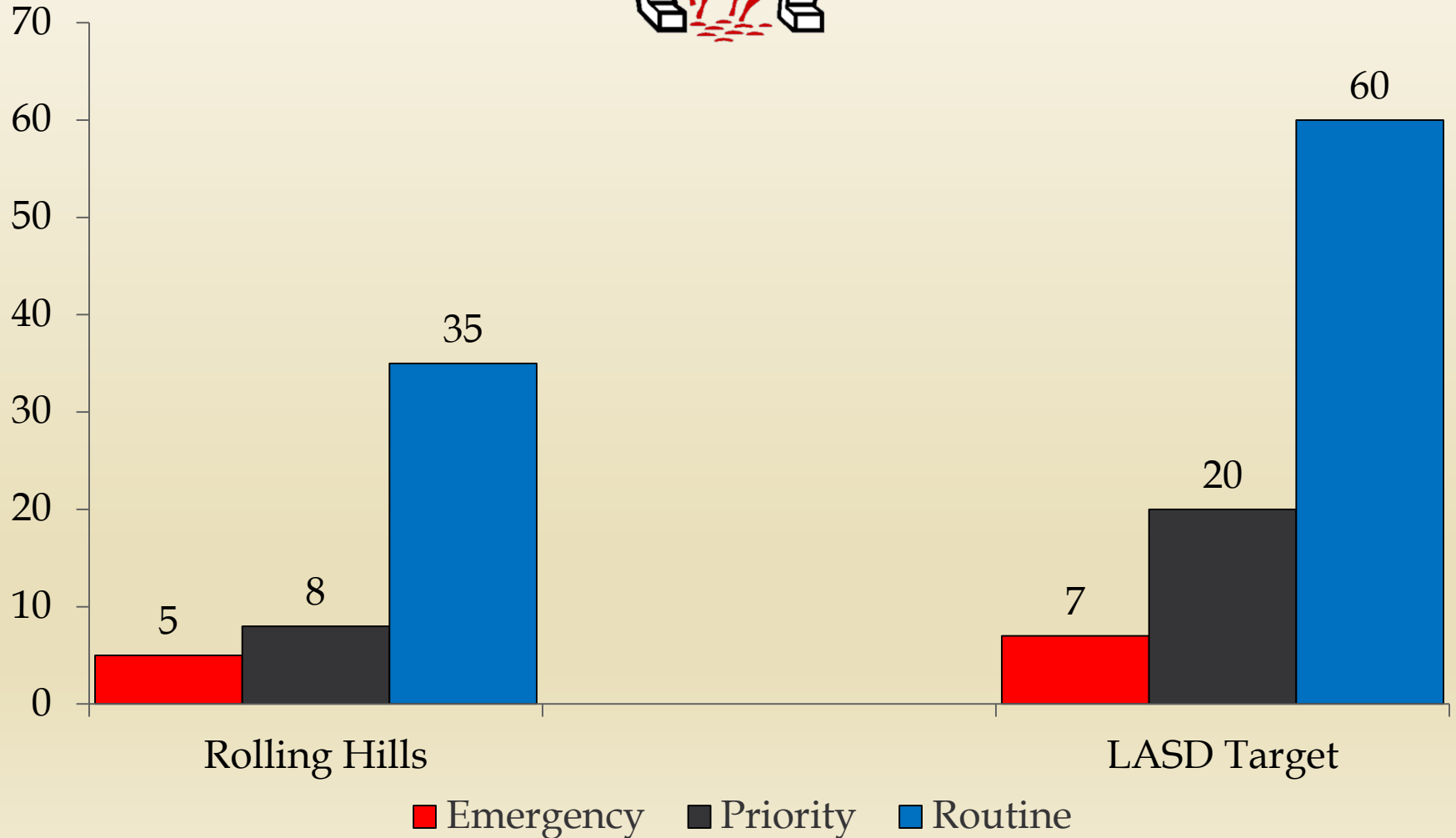
# ROLLING HILLS ESTATES EMERGENT CALL RESPONSE

## 1st Quarter 2022

[illegible]

# ROLLING HILLS

## 1st Quarter Average Response Times



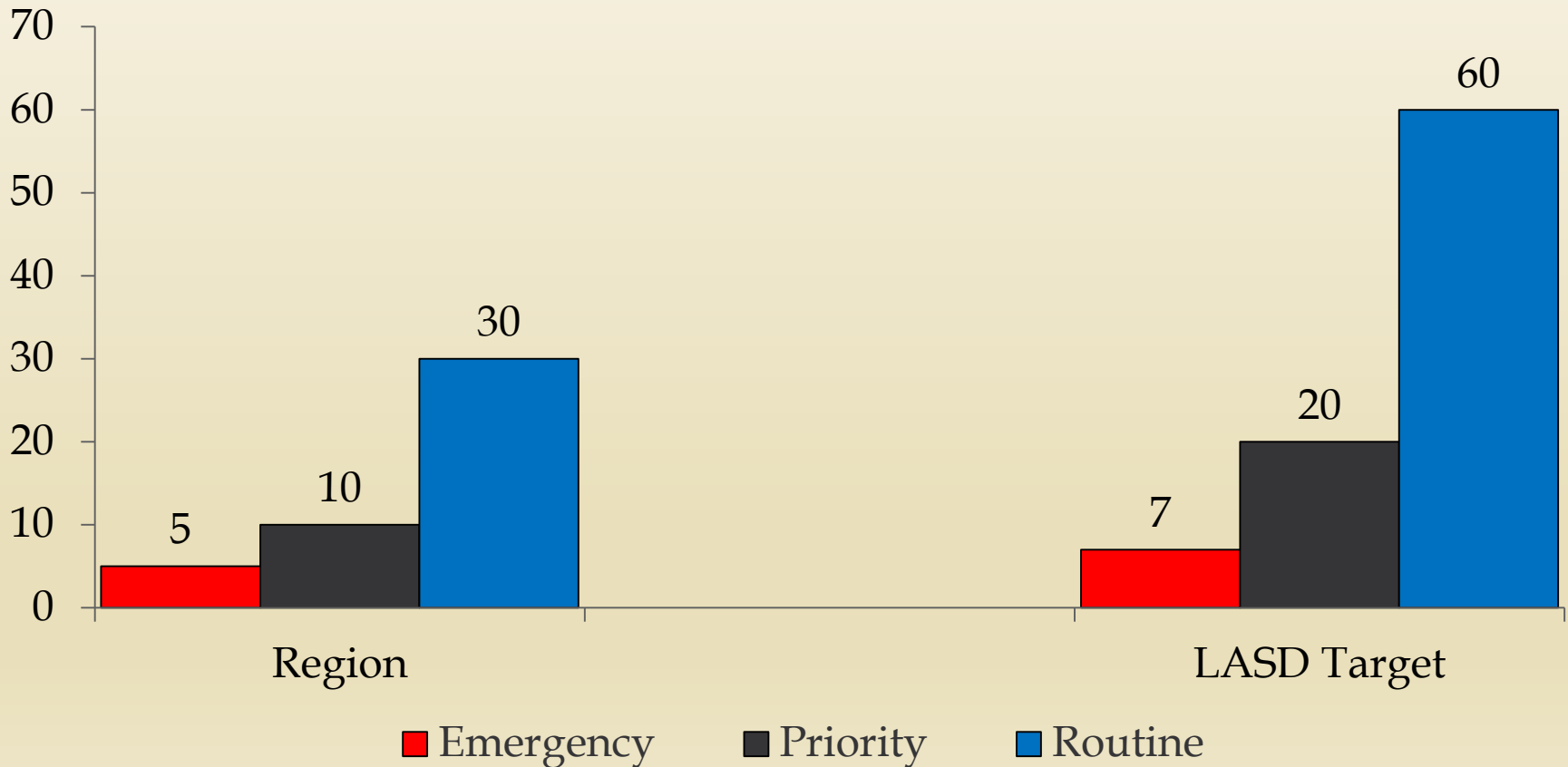
# ROLLING HILLS EMERGENT CALL RESPONSE

## 1st Quarter 2022

DATE	LOCATION	TYPE OF CALL	ENTRY	ENROUTE	ARRIVAL	RESP TIME MIN	TAG
01/25	EASTFIELD DR	MEDICAL RESCUE	1655	1656	1701	5	82
03/02	PORTUGUESE BAND RD	ASSAULT	0316	0317	0320	4	12
03/24	RINGBIT RD	FIRE	0754	0756	0759	5	25

# PENINSULA REGION

## 1st Quarter Average Response Times









# Los Angeles County Fire Department

## Rancho Palos Verdes Response Time, 1st Quarter 2022

Incident Type Category	Interquartile Range	Number of Incidents	Included* Record Count	Average Response Time*
FALSE ALARM, FALSE CALL		14	14	07:37
FIRE, EXPLOSION		12	9	06:43
GOOD INTENT CALL		44	42	06:40
HAZARDOUS CONDITION		6	6	07:28
RESCUE, EMS		705	692	06:14
SERVICE CALL		21	19	06:39
SPECIAL OR OTHER INCIDENT TYPE		34	34	05:57
<b>TOTAL</b>	-00:00 - 12:58	<b>836</b>	<b>816</b>	<b>06:17</b>

Interquartile Outlier Factor = 1.5

Grouped by Incident Type Category

Includes only first arriving unit responses

Records meeting the following Criteria are always excluded:

1. Unit did not arrive and/or On Scene (arrival) Time is null
2. On Scene (arrival) Time = Clear Time
3. Apparatus Action <> 93 - Cancelled En Route



# Los Angeles County Fire Department

## City of Rolling Hills Response Time, 1st Quarter 2022

Incident Type Category	Interquartile Range	Number of Incidents	Included* Record Count	Average Response Time*
FALSE ALARM, FALSE CALL		14	14	06:25
FIRE, EXPLOSION		3	3	05:09
GOOD INTENT CALL		16	15	06:37
RESCUE, EMS		201	196	05:31
SERVICE CALL		3	1	08:01
SPECIAL OR OTHER INCIDENT TYPE		18	18	06:23
<b>TOTAL</b>	-00:06 - 11:51	<b>255</b>	<b>247</b>	<b>05:42</b>

Interquartile Outlier Factor = 1.5

Grouped by Incident Type Category

Includes only first arriving unit responses

Records meeting the following Criteria are always excluded:

1. Unit did not arrive and/or On Scene (arrival) Time is null
2. On Scene (arrival) Time = Clear Time
3. Apparatus Action <> 93 - Cancelled En Route



# Los Angeles County Fire Department

## City of Rolling Hills Estates Response Time, 1st Quarter 2022

Incident Type Category	Interquartile Range	Number of Incidents	Included* Record Count	Average Response Time*
FALSE ALARM, FALSE CALL		13	13	05:60
FIRE, EXPLOSION		3	3	05:09
GOOD INTENT CALL		13	12	06:31
RESCUE, EMS		191	186	05:27
SERVICE CALL		2	1	08:01
SPECIAL OR OTHER INCIDENT TYPE		7	7	06:24
<b>TOTAL</b>	00:04 - 11:31	<b>229</b>	<b>222</b>	<b>05:35</b>

Interquartile Outlier Factor = 1.5

Grouped by Incident Type Category

Includes only first arriving unit responses

Records meeting the following Criteria are always excluded:

1. Unit did not arrive and/or On Scene (arrival) Time is null
2. On Scene (arrival) Time = Clear Time
3. Apparatus Action <> 93 - Cancelled En Route



# ***Westmed/McCormick Ambulance***

## **Rancho Palos Verdes**

January 2022

Date Period	1	2-8	9-15	16-22	23-29	30-31	
Response Period	Week 1	Week 2	Week 3	Week 4	Week 5	Week 6	Total
0:00 to 8:59	3	15	18	24	33	6	99
9:00 to 14:59	1	18	28	24	17	3	91
15:00 +	5	35	18	12	5	1	76

**Total Responses**

**Total On Time**

**Total Late**

Week 1	Week2	Week3	Week4	Week 5	Week 6	Total
9	68	64	60	55	10	266
3	15	18	24	33	6	99
6	53	46	36	22	4	167

**Total Compliance: 37.2%**



# ***Westmed/McCormick Ambulance***

## **Rancho Palos Verdes**

February 2022

Date Period	1-5	6-12	13-19	20-26	27-28		
Response Period	Week 1	Week 2	Week 3	Week 4	Week 5	Week 6	Total
0:00 to 8:59	15	27	27	32	3		104
9:00 to 14:59	8	16	25	12	5		66
15:00 +	3	5	8	8	2		26

**Total Responses**

**Total On Time**

**Total Late**

Week 1	Week2	Week3	Week4	Week 5	Week 6	Total
26	48	60	52	10	0	196
15	27	27	32	3	0	104
11	21	33	20	7	0	92

**Total Compliance: 53.1%**



# ***Westmed/McCormick Ambulance***

## **Rancho Palos Verdes**

March 2022

Date Period	1-5	6-12	13-19	20-26	27-31		
Response Period	Week 1	Week 2	Week 3	Week 4	Week 5	Week 6	Total
0:00 to 8:59	24	33	29	31	22		139
9:00 to 14:59	7	13	16	18	13		67
15:00 +	2	5	11	11	4		33

	Week 1	Week2	Week3	Week4	Week 5	Week 6	Total
Total Responses	33	51	56	60	39	0	239
Total On Time	24	33	29	31	22	0	139
Total Late	9	18	27	29	17	0	100

**Total Compliance: 58.2%**



# Westmed/McCormick Ambulance

## Rolling Hills

January 2022

Date Period	1	2-8	9-15	16-22	23-29	30-31	
Response Period	Week 1	Week 2	Week 3	Week 4	Week 5	Week 6	Total
0:00 to 8:59	0	0	1	2	1	0	4
9:00 to 14:59	0	0	0	1	1	0	2
15:00 +	0	1	0	0	0	0	1

Total Responses

Total On Time

Total Late

Week 1	Week2	Week3	Week4	Week 5	Week 6	Total
0	1	1	3	2	0	7
0	0	1	2	1	0	4
0	1	0	1	1	0	3

**Total Compliance: 57.1%**





# Westmed/McCormick Ambulance

## Rolling Hills

February 2022

Date Period	1-5	6-12	13-19	20-26	27-28		
Response Period	Week 1	Week 2	Week 3	Week 4	Week 5	Week 6	Total
0:00 to 8:59	2	1	1	0	0		4
9:00 to 14:59	0	0	0	0	0		0
15:00 +	0	0	0	0	0		0

	Week 1	Week2	Week3	Week4	Week 5	Week 6	Total
Total Responses	2	1	1	0	0	0	4
Total On Time	2	1	1	0	0	0	4
Total Late	0	0	0	0	0	0	0

**Total Compliance: 100.0%**



# Westmed/McCormick Ambulance

## Rolling Hills

March 2022

Date Period	1-5	6-12	13-19	20-26	27-31		
Response Period	Week 1	Week 2	Week 3	Week 4	Week 5	Week 6	Total
0:00 to 8:59	1	0	1	0	0		2
9:00 to 14:59	0	0	0	0	0		0
15:00 +	0	0	0	0	1		1

	Week 1	Week2	Week3	Week4	Week 5	Week 6	Total
Total Responses	1	0	1	0	1	0	3
Total On Time	1	0	1	0	0	0	2
Total Late	0	0	0	0	1	0	1

**Total Compliance: 66.7%**



# ***Westmed/McCormick Ambulance***

## **Rolling Hills Estates**

January 2022

Date Period	1	2-8	9-15	16-22	23-29	30-31	
Response Period	Week 1	Week 2	Week 3	Week 4	Week 5	Week 6	Total
0:00 to 8:59	0	4	5	9	14	1	33
9:00 to 14:59	0	6	1	2	2	1	12
15:00 +	4	10	0	0	0	0	14

	Week 1	Week2	Week3	Week4	Week 5	Week 6	Total
Total Responses	4	20	6	11	16	2	59
Total On Time	0	4	5	9	14	1	33
Total Late	4	16	1	2	2	1	26

**Total Compliance: 55.9%**



# ***Westmed/McCormick Ambulance***

## **Rolling Hills Estates**

February 2022

Date Period	1-5	6-12	13-19	20-26	27-28		
Response Period	Week 1	Week 2	Week 3	Week 4	Week 5	Week 6	Total
0:00 to 8:59	8	9	13	9	5		44
9:00 to 14:59	2	4	3	1	0		10
15:00 +	1	0	2	2	0		5

	Week 1	Week2	Week3	Week4	Week 5	Week 6	Total
Total Responses	11	13	18	12	5	0	59
Total On Time	8	9	13	9	5	0	44
Total Late	3	4	5	3	0	0	15

**Total Compliance: 74.6%**



# Westmed/McCormick Ambulance

## Rolling Hills Estates

March 2022

Date Period	1-5	6-12	13-19	20-26	27-31		
Response Period	Week 1	Week 2	Week 3	Week 4	Week 5	Week 6	Total
0:00 to 8:59	10	22	12	19	7		70
9:00 to 14:59	2	0	1	3	1		7
15:00 +	0	1	0	0	0		1

	Week 1	Week2	Week3	Week4	Week 5	Week 6	Total
Total Responses	12	23	13	22	8	0	78
Total On Time	10	22	12	19	7	0	70
Total Late	2	1	1	3	1	0	8

**Total Compliance: 89.7%**