



CITY CLERKS: PLEASE POST

AGENDA

**PALOS VERDES PENINSULA
REGIONAL CONTRACT LAW COMMITTEE**

**THURSDAY, NOVEMBER 10, 2022
7:30 A.M.***

VIRTUAL MEETING

In accordance with Assembly Bill 361 (AB 361), due to the continuing state of emergency, including masking and social distancing directives as a result of threat of the COVID-19 virus, the Regional Contract Law Committee for Thursday, November 10, 2022, at 7:30 a.m.*, will be conducted via teleconference using the Zoom platform. Members of the public may participate virtually in the meeting in the following ways:

- Members of the public may listen to the meeting live by calling 1-669-900-6833 from any phone, Meeting ID: 844 5206 9123, Meeting Password: 459987. (Please note you will not have the ability to speak using the call-in option from a phone line.)

-Public correspondence may be emailed to the City Clerk at lauren@rollinghillsestatesca.gov.

** Meeting will begin immediately following the preceding Peninsula Public Safety Committee meeting*

- I. CALL TO ORDER**
- II. ROLL CALL**
- III. PUBLIC COMMENT**

NOTE: *This is the appropriate time for members of the public to make comments regarding items not listed on this agenda. Pursuant to the Brown Act, no action will take place on any items not listed on the agenda.*

IV. APPROVAL OF MINUTES

- A. MINUTES OF MAY 12, 2022
- B. MINUTES OF SEPTEMBER 1, 2022

V. OLD BUSINESS

- A. NONE.

VI. NEW BUSINESS

- A. QUARTERLY LAW ENFORCEMENT/TRAFFIC/COMMUNITY OUTREACH REPORT (LA COUNTY SHERIFF'S DEPARTMENT)
- B. QUARTERLY MEDICAL TRANSPORT RESPONSE TIMES REPORT (LACFD)
- C. COMMITTEE ORGANIZATION ALIGNMENT WITH THE PENINSULA PUBLIC SAFETY COMMITTEE (RPV)

VII. OTHER MATTERS FROM COMMITTEE MEMBERS

NOTE: This is the appropriate time for Committee Members to direct the placement of items for future action on upcoming agendas.

VIII. ADJOURNMENT

Next regular meeting Thursday, February 9, 2023 at 7:30 a.m. immediately following the preceding Peninsula Public Safety Committee meeting.



**PALOS VERDES PENINSULA
REGIONAL CONTRACT LAW ENFORCEMENT
MINUTES TO MEETING ON THURSDAY, MAY 12, 2022**

I. CALL TO ORDER

A meeting of the Palos Verdes Peninsula Regional Law Enforcement was called to order by Chair Zuckerman at 9:47 a.m. via Zoom.

II. ROLL CALL

PRESENT:

Rancho Palos Verdes

David Bradley, Mayor
Eric Alegria, Councilmember

Rolling Hills Estates

Frank Zerunyan, Mayor
Steve Zuckerman, Councilmember

Rolling Hills

Bea Dieringer, Mayor
Patrick Wilson, Councilmember

ALSO PRESENT:

Rancho Palos Verdes

Ara Mihranian, City Manager
Karina Bañales, Deputy City Manager
Jesse Villalpando, Emergency Services Coordinator
McKenzie Bright, Administrative Analyst

Rolling Hills Estates

Greg Grammer, City Manager
Alexa Davis, Assistant City Manager
Lauren Pettit, City Clerk
Jessica Slawson, Management Analyst

Rolling Hills

Elaine Jeng, City Manager
Christian Horvath, City Clerk

Los Angeles County Sheriff's Department

Captain James Powers, Lomita Sheriff's Station
Sergeant Tina McCoy, Lomita Sheriff's Station
Deputy Darlene Lopez-Beltran, Lomita Sheriff's Station
Deputy Ben Russell, Lomita Sheriff's Station

Los Angeles County Fire Department

Acting Assistant Chief Brian Bennett, Division 1

III. PUBLIC COMMENT

None.

IV. APPROVAL OF MINUTES

A. MINUTES OF FEBRUARY 10, 2022

Motion by Member Bradley to approve the minutes. Member Dieringer presented edits to the minutes.

Member Bradley motioned to approve the minutes as amended and Member Dieringer seconded the motion.

Minutes were adopted without objection.

V. OLD BUSINESS

A. NONE

VI. NEW BUSINESS

A. INTRODUCTION OF LOMITA SHERIFF'S STATION CORE TEAM

Los Angeles County Sheriff Captain James Powers introduced Lomita Sheriff's Station's new Community Resource (CORE) deputies, Deputy Darlene Lopez-Beltran and Deputy Ben Russell.

Chair Zuckerman thanked Deputy Lopez and Deputy Russell for joining the meetings and invited them to introduce themselves.

Deputy Lopez will be focusing on Rolling Hills and sharing Rancho Palos Verdes with Deputy Russell. Deputy Russell has been a deputy for three years at Lomita Station and will be focusing on Rolling Hills Estates and sharing Rancho Palos Verdes.

Chair Zuckerman thanked Deputy Lopez and Deputy Russell.

B. QUARTERLY LAW ENFORCEMENT/TRAFFIC/COMMUNITY OUTREACH REPORT (LOS ANGELES COUNTY SHERIFF'S DEPARTMENT)

Captain Powers summarized the traffic statistics for the first quarter of 2022. Captain Powers highlighted the three vehicle-versus-pedestrian fatalities: two in Rolling Hills Estates (January and February) and one in Rancho Palos Verdes (March). Captain Powers is looking into preparing an informational/awareness bulletin to help provide pedestrian safety education.

Captain Powers reported that a new motorcycle deputy has been hired following the previous deputy's retirement. Traffic enforcement has therefore increased.

Captain Powers summarized the crime statistics for the first quarter of 2022, emphasizing residential burglaries and larceny thefts being of concern. Grand theft autos were down but also of concern.

Captain Powers summarized the crime map for Rancho Palos Verdes, highlighting that there were no patterns but that the Station is focusing on residential burglaries, larceny thefts, and grand theft autos.

Captain Powers thanked the cities for their investments in public safety technology.

Captain Powers summarized the crime statistics for Rolling Hills Estates, highlighting the larceny thefts and the increase in residential burglaries. He also reported on a larceny theft from a business in the Peninsula Center the prior day, that the employees were prompt in reporting the incident and deputies were able to locate the vehicle and three suspects were arrested.

Captain Powers reported that aggravated assaults across Los Angeles County have increased, due to domestic violence, in part, and potentially due to financial difficulties.

Captain Powers summarized the crime statistics for Rolling Hills, reporting no crimes during the first quarter.

Captain Powers addressed that although a few emergency response times around 10 minutes, there was no cause for concern and that response times remain within the guidelines of the target range (7 minutes for emergency calls, 20 minutes for priority calls, and 60 minutes for routine calls).

Chair Zuckerman asked if quarantine and remote work also contributed to aggravated assaults. Captain Powers agreed, noting that at the start of lockdown, aggravated assaults increased significantly.

Member Alegria left the meeting at 10:00 a.m.

Chair Zuckerman asked if the pedestrian fatalities occurred outside of crosswalks. Captain Powers confirmed that the first incident was at Palos Verdes Drive North and Dapplegray Ln, where there are no crosswalks. Captain Powers noted there may have been other contributing factors regarding the individual. The second incident was on Indian Peak Rd. near Hawthorne Blvd. and while there was a crosswalk nearby, Captain Powers does not believe it was used. The third incident was on Hawthorne Blvd. in Rancho Palos Verdes and Captain Powers did not know if there was a crosswalk.

Chair Zuckerman expressed concern regarding the traffic accidents and asked if there was anything that could have been done to prevent them. Captain Powers shared that all three vehicle drivers were driving within the guidelines of the law.

Chair Zuckerman thanked Captain Powers for his report.

Member Dieringer asked if domestic violence victims receive additional services following a call to the Station. Captain Powers shared that every domestic violence call they respond to, they provide a pamphlet with resources. Due to levels of confidentiality, LASD cannot follow up to know what actions, if any, survivors take with the information provided to them.

Member Dieringer asked, following up from the last meeting where businesses were not reporting thefts to LASD if that dynamic has shifted. Captain Powers reported that during the holiday season, there was a lack of cooperation based on corporate policies and procedures. Station detectives and LASD Major Crimes Bureau have been following up with corporate offices regarding these thefts and procedures, and they have been seeing more cooperation with businesses.

Member Dieringer asked about a “Fire” listed in the emergency response calls on March 24. Captain Powers responded that he would look into the incident.

Chair Zuckerman asked regarding confidentiality, if a regular patrol car is used in a domestic violence call. Captain Powers affirmed that patrol cars are dispatched. Chair Zuckerman commented that marked cars may deter individuals from reporting. Captain Powers clarified that when someone calls in, they are asked if they would like to be contacted, but if deputies are responding to a home, they are typically in marked vehicles. While the Station has unmarked vehicles that are deployed in certain capacities, it is not a routine practice.

C. QUARTERLY MEDICAL TRANSPORT RESPONSE TIMES REPORT (RHE)

Acting Assistant Chief Brian Bennett provided a summary of total incidents and response times in each of the cities. Chief Bennett explained that the majority of incidents with response times outside of the target range were due to a secondary unit coming into the city, particularly into Rancho Palos Verdes, where the incident was further away and through tight streets. Average response times were about normal, call volume was down slightly from last year.

Chief Bennett shared that they are working on additional training to address some of the longer response time periods which were the result of not properly indicating when a unit was on scene (hitting the “on scene” button in their computer).

Regarding Member Dieringer’s question on the fire call on March 24, Chief Bennett reported that he did not recall a fire in March but that he would also look into the incident.

Chief Bennett thanked Captain Powers and the deputies for keeping the community and firefighters safe and for their continued collaboration.

Member Dieringer asked a question regarding report notation on what “Unit did not arrive and/or One Scene (arrival) time is null” and “On Scene (arrival) Time = Clear Time” means. Chief Bennet explained that did not arrive indicates a good intent call where the reporter called in and then called back to say they did not need a fire department response. Chief Bennet further clarified that when on scene time and clear time are the

same, it indicates an error on their side when the “on scene” button is not selected upon arrival to the scene.

Member Dieringer asked regarding the call categories if it indicates what the call came in as, rather than an actual event, such as “Fire, Explosion.” Chief Bennet confirmed that calls are classified as they are reported, in broad categories that do not necessarily represent what firefighters find.

Member Dieringer asked for examples of service calls and special/other incident types. Chief Bennett explained that an example of a service call is a lift assist, where they help someone get back in bed, or a water leak. Engine companies do not use lights and sirens for these calls, they typically have longer response times but are not required to be within the same time limit as other calls. Chief Bennet explained that special/other incidents are a non-emergent call that doesn’t fit into any of the other categories.

Member Dieringer requested that required times be included in the report for reference and requested copies of exceedance calls. Chief Bennet shared that he would send the record of exceedance calls.

Captain Powers thanked Chief Bennett for his kind words and remarked that the partnership is mutual and that it is important that they work well together. Captain Powers also shared that they responded to the fire call on March 24, but there was no fire – the resident was having a barbeque and a neighbor saw the smoke.

D. FUTURE MEETING FORMAT DISCUSSION

Chair Zuckerman noted that the discussion from the Peninsula Public Safety Committee covered this item and Regional Contract Law Committee meetings would also continue virtually.

VII. OTHER MATTERS FROM REGIONAL CONTRACT LAW ENFORCEMENT COMMITTEE MEMBERS

None.

VIII. ADJOURNMENT

There being no further business, Chair Zuckerman adjourned the meeting at 10:19 a.m. The next meeting is scheduled to be held on Thursday, August 11, 2022, at 7:30 a.m. immediately following the Peninsula Public Safety Committee meeting.

[Signatures on next page]

Approved,

Steve Zuckerman, Chair
City of Rolling Hills Estates

Respectfully submitted,

Enyssa Momoli
Administrative Assistant
City of Rancho Palos Verdes



**PALOS VERDES PENINSULA
REGIONAL CONTRACT LAW COMMITTEE
MINUTES TO MEETING ON THURSDAY, SEPTEMBER 1, 2022**

I. CALL TO ORDER

A meeting of the Palos Verdes Peninsula Regional Contract Law Committee was called to order by Chair Zuckerman at 10:06 a.m. via Zoom.

II. ROLL CALL

PRESENT:

Rancho Palos Verdes
Rolling Hills Estates
Frank Zerunyan, Mayor
Steve Zuckerman, Councilmember

Rolling Hills
Patrick Wilson, Councilmember

ALSO PRESENT:

Rancho Palos Verdes
Karina Bañales, Deputy City Manager
Jesse Villalpando, Emergency Services Coordinator
McKenzie Bright, Administrative Analyst

Rolling Hills Estates
Greg Grammer, City Manager
Alexa Davis, Assistant City Manager
Lauren Pettit, City Clerk
Jessica Slawson, Management Analyst

Rolling Hills
Elaine Jeng, City Manager
Christian Horvath, City Clerk

Los Angeles County Sheriff's Department
Captain James Powers, Lomita Sheriff's Station

Los Angeles County Fire Department
Assistant Chief Brian Bennett, Division 1

III. PUBLIC COMMENT

None.

IV. APPROVAL OF MINUTES

A. MINUTES OF MAY 12, 2022

There being no objection, Chair Zuckerman so ordered the approval of minutes as presented.

V. OLD BUSINESS

A. NONE.

VI. NEW BUSINESS

**A. QUARTERLY LAW ENFORCEMENT/TRAFFIC/COMMUNITY
OUTREACH REPORT (LA COUNTY SHERIFF'S DEPARTMENT)**

Los Angeles County Sheriff Captain James Powers summarized the 2nd Quarter Law Enforcement Update of 2022.

Captain Powers noted concerns regarding the number of citations issued in the last quarter. He reported that his motor deputy was injured in a traffic collision, therefore services will not be billed to the cities while the motor deputy recovers.

Captain Powers also reported that traffic concerns on Hawthorne Boulevard are being addressed.

Captain Powers summarized his concerns regarding crime and response times.

Captain Powers stated that catalytic converter theft is not as abundant as it has been in the past, but that his big concern is grand theft autos, in response to Vice Chair Zerunyan.

Vice Chair Zerunyan requested updates on investigations of larger crimes in order to be able to respond better to the community. Captain Powers explained that there are situations where information is not available to be shared, but he would share whenever possible. Vice Chair Zerunyan also requested staff request updates from the coroner's office as well.

Captain Powers explained that the May 2018 homicide investigation is still ongoing and that he has no new information to provide, and that the lawsuit is being handled with Los Angeles County Counsel, in response to Chair Zuckerman.

**B. QUARTERLY MEDICAL TRANSPORT RESPONSE TIMES REPORT
(LACFD)**

VII. OTHER MATTERS FROM REGIONAL LAW ENFORCEMENT COMMITTEE MEMBERS

None.

VIII. ADJOURNMENT


There being no further business Chair Zuckerman adjourned the meeting at 10:22 a.m. The next meeting is scheduled to be held on Thursday, November 10, 2022, beginning at 7:30 a.m.

Respectfully submitted,

Lauren Pettit
City Clerk
City of Rolling Hills Estates

Approved,


Steve Zuckerman
Chair
City of Rolling Hills Estates




**PENINSULA REGION
3RD QUARTER
LAW ENFORCEMENT UPDATE
2022**

***PRESENTED BY
CAPTAIN JAMES C. POWERS
LOMITA STATION***





TRAFFIC





RANCHO PALOS VERDES

Traffic Stats

2020

2021

2022

Jul Aug Sep **Average** Jul Aug Sep **Average** Jul Aug Sep **Average**

Total Collisions	15	13	9	12	13	14	14	14	10	12	9	10
Injury Collisions	4	4	3	4	6	8	4	6	3	5	6	5
Enforcement Index	39	15	41	32	6	5	16	9	36	17	11	21
Hazardous Cites	154	76	124	118	37	39	61	46	104	100	59	88
Non-Haz Cites	36	44	27	36	22	15	16	18	19	22	27	23
Parking Cites	231	169	14	138	22	13	34	23	37	49	45	44
DUI Arrests	0	1	0	0	1	1	2	1	3	0	4	2
DUI Collisions	0	0	0	0	0	0	2	1	0	0	0	0
Fatal Collisions	0	1	0	0	0	0	0	0	0	1	0	0

*Traffic Enforcement Index: Haz.Cites + DUI Arrests / Fatal + Injury Collisions (20:1)

3rd Quarter Comparison

ROLLING HILLS ESTATES

Traffic Stats



2020

2021

2022

	Jul	Aug	Sep	Average	Jul	Aug	Sep	Average	Jul	Aug	Sep	Average
Total Collisions	7	10	5	7	6	8	5	6	11	9	3	8
Injury Collisions	1	2	1	1	2	5	4	4	5	2	0	2
Enforcement Index	5	11	39	18	21	7	6	11	15	14	0	10
Hazardous Cites	5	21	39	22	41	35	25	34	73	28	4	35
Non-Haz Cites	8	5	12	8	3	2	4	3	4	3	6	4
Parking Cites	3	0	1	1	0	1	0	0	6	15	8	10
DUI Arrests	0	0	0	0	0	0	0	0	1	0	0	0
DUI Collisions	0	0	0	0	0	0	0	0	0	0	0	0
Fatal Collisions	0	0	0	0	0	0	0	0	0	0	0	0

*Traffic Enforcement Index: $\text{Haz.Cites} + \text{DUI Arrests} / \text{Fatal} + \text{Injury Collisions} (20:1)$

3rd Quarter Comparison



ROLLING HILLS

Traffic Stats

2020

2021

2022

Jul Aug Sep **Average** Jul Aug Sep **Average** Jul Aug Sep **Average**

Total Collisions	0	0	0	0	0	0	0	0	0	1	0	0
Injury Collisions	0	0	0	0	0	0	0	0	0	1	0	0
Enforcement Index	0	0	0	0	0	0	0	0	0	43	0	14
Hazardous Cites	12	22	9	11	0	0	0	0	0	43	15	19
Non-Haz Cites	0	0	0	0	0	2	0	1	0	1	0	0
Parking Cites	0	0	0	0	0	0	0	0	0	0	0	0
DUI Arrests	0	0	0	0	0	0	0	0	0	0	0	0
DUI Collisions	0	0	0	0	0	0	0	0	0	0	0	0
Fatal Collisions	0	0	0	0	0	0	0	0	0	0	0	0

*Traffic Enforcement Index: Haz.Cites + DUI Arrests / Fatal + Injury Collisions (20:1)

3rd Quarter Comparison



PENINSULA REGION

Totals

2020

2021

2022

Jul Aug Sep **Average** Jul Aug Sep **Average** Jul Aug Sep **Average**

Total Collisions	22	23	14	20	19	22	19	20	21	22	12	18
Injury Collisions	5	6	4	5	8	13	8	10	8	8	6	7
Enforcement Index	34	17	43	31	10	6	11	9	23	21	14	19
Hazardous Cites	171	119	172	154	78	74	86	79	177	171	78	142
Non-Haz Cites	44	49	39	44	25	19	20	18	23	26	33	27
Parking Cites	234	169	15	139	22	14	34	23	43	64	53	53
DUI Arrests	0	1	0	0	1	1	2	1	4	0	4	3
DUI Collisions	0	0	0	0	0	0	2	1	0	0	0	0
Fatal Collisions	0	1	0	0	0	0	0	0	0	1	0	0

*Traffic Enforcement Index: Haz.Cites + DUI Arrests / Fatal + Injury Collisions (20:1)


3rd Quarter Comparison

2022 CRIME STATS

3rd QUARTER

* SHERIFF * DO NOT CROSS * CRIME SCENE * DO NOT CROSS * SHERIFF *

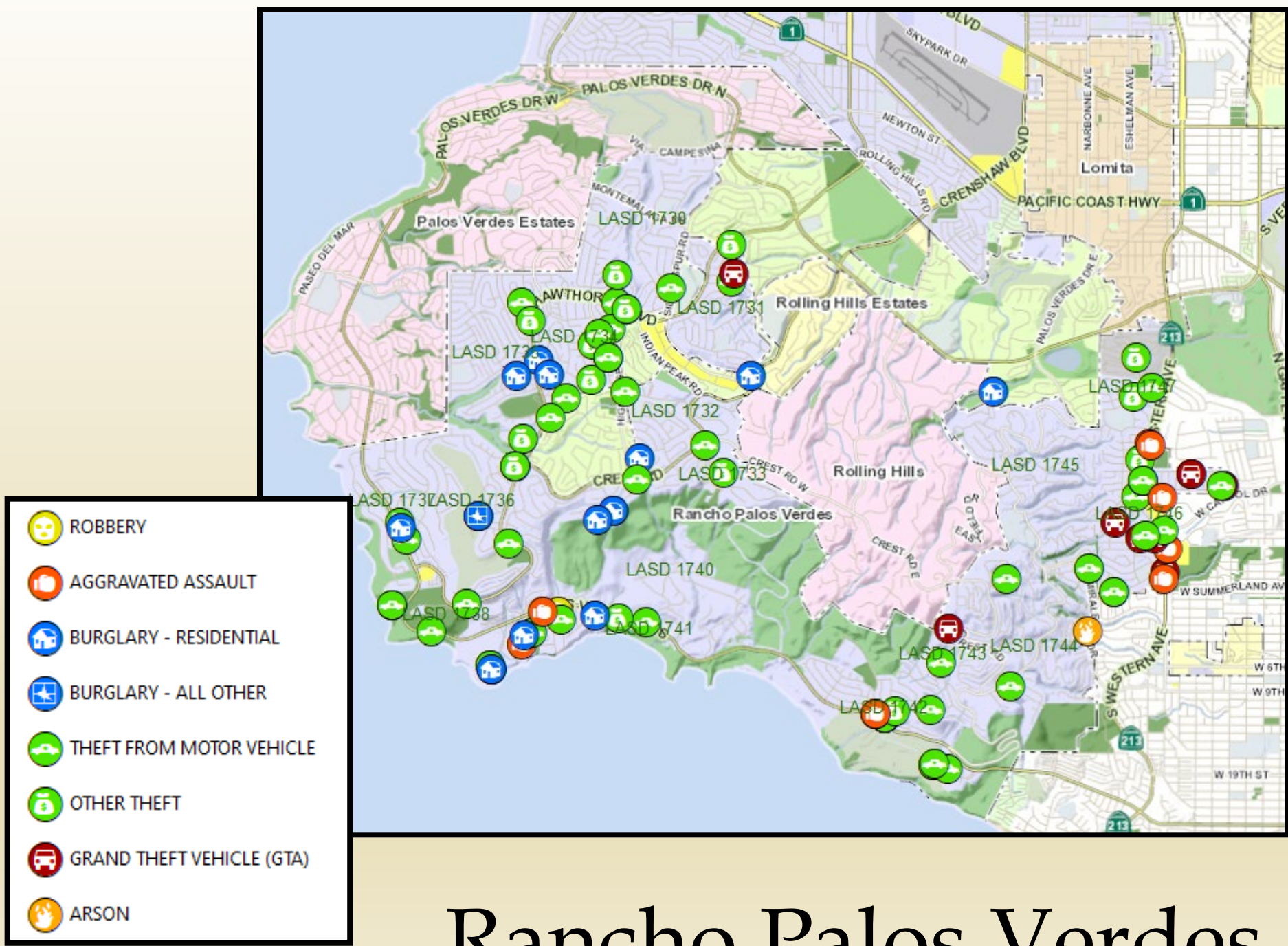




2022 PART I - 3rd QUARTER COMPARISON

Rancho Palos Verdes

	2022	2021	2020	2019	2018
Homicide	0	0	0	2	0
Rape	1	2	0	0	1
Robbery	2	3	1	0	2
Aggravated Assault	11	13	10	8	4
Burglary, Residence	11	22	11	21	20
Burglary, Structure	4	5	3	8	9
Vehicle Burglary	31	22	14	14	7
Theft from Vehicle	10	16	9	19	12
Other Larceny / Theft	26	30	40	23	14
Grand Theft Auto	13	13	3	1	1
Arson	1	0	1	0	0
TOTAL	110	126	92	96	70



Rancho Palos Verdes



PART II CRIME ACTIVITY COMPARISON

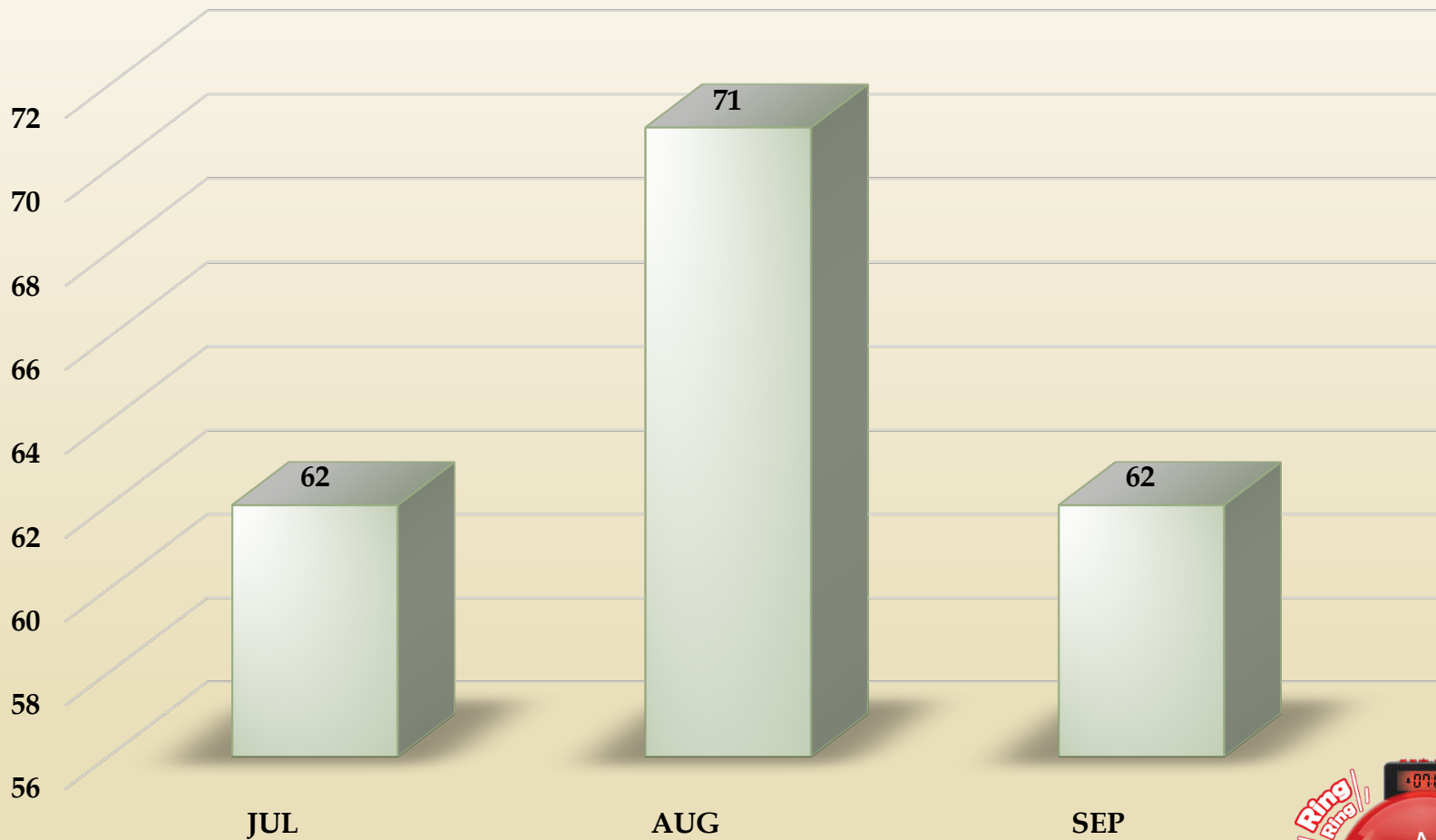
Rancho Palos Verdes 3rd Quarter

	2022	2021	2020	2019	2018
Forgery	5	3	3	5	9
Fraud/ID Theft	21	24	36	19	32
Sex Offense, Felony	1	2	1	0	1
Sex Offense, Misdemeanor	0	0	1	2	4
Non-Aggravated Assault	9	11	5	3	9
Weapon Laws	2	4	4	1	1
Offenses Against Family	2	2	2	0	1
Liquor Laws	0	0	0	0	0
Drunk-Alcohol/Drugs	0	1	0	1	1
Disorderly Conduct	3	0	0	1	0
Vagrancy	0	0	0	0	0
Gambling	0	0	0	0	0
Drunk Driving-Vehicle/Boat	7	4	1	4	3
Vandalism (Non-graffiti)	13	13	28	13	7
Vandalism (Graffiti)	0	1	2	0	0
Receiving Stolen Property	0	0	0	0	0
Federal Offenses w/o money	0	0	0	0	0
Federal Offenses w/ money	0	0	0	1	0
Felonies, Misc	1	6	6	3	6
Misdemeanors, Misc	11	9	7	3	3
TOTAL CRIME	75	80	96	56	77
ARRESTS					
Part I	18	18	24	12	11
Part II	50	39	69	50	55
TOTAL ARRESTS	68	57	93	62	66
Burglaries	4	3	1	2	4
GTA's	5	2	8	2	2
Narco	9	5	17	9	7



RANCHO PALOS VERDES

False Alarms

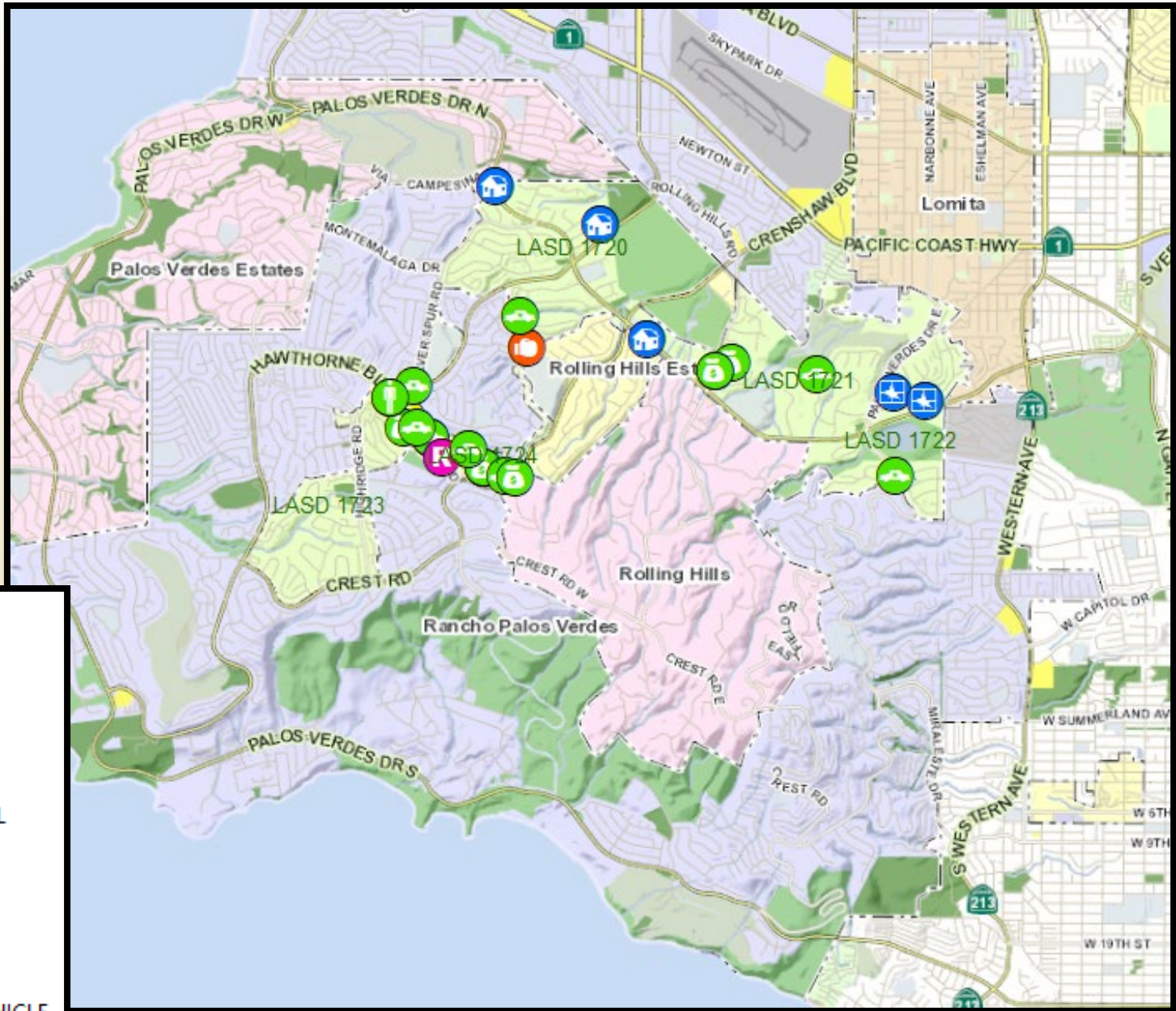


2022 PART I - 3rd QUARTER COMPARISON

Rolling Hills Estates



	2022	2021	2020	2019	2018
Homicide	0	0	0	0	0
Rape	1	0	0	0	0
Robbery	1	1	1	0	2
Aggravated Assault	1	0	0	4	1
Burglary, Residence	3	4	8	8	3
Burglary, Structure	3	2	0	3	1
Vehicle Burglary	4	2	4	2	3
Theft from Vehicle	4	1	3	3	6
Other Larceny / Theft	12	6	16	12	8
Grand Theft Auto	0	1	1	4	3
Arson	0	0	0	1	0
TOTAL	29	17	33	37	27



Rolling Hills Estates

PART II CRIME ACTIVITY COMPARISON

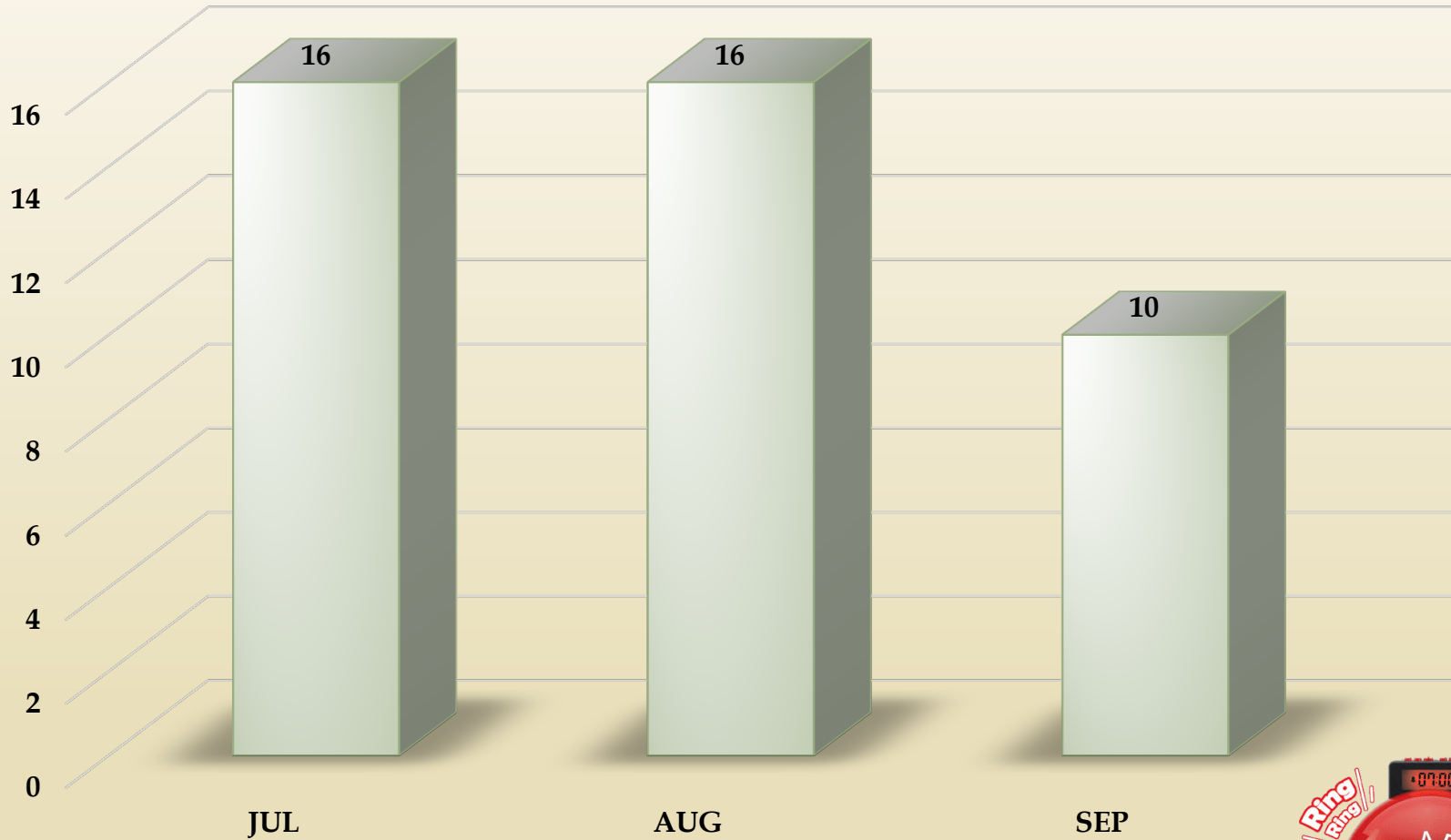
Rolling Hills Estates 3rd Quarter



	2022	2021	2020	2019	2018
Forgery	3	2	2	3	3
Fraud/ID Theft	5	12	11	6	7
Sex Offense, Felony	2	0	0	0	1
Sex Offense, Misdemeanor	0	2	0	1	0
Non-Aggravated Assault	0	1	0	1	5
Weapon Laws	3	0	1	0	1
Offenses Against Family	2	1	0	1	1
Liquor Laws	0	0	0	0	0
Drunk-Alcohol/Drugs	1	0	0	0	0
Disorderly Conduct	0	0	1	1	0
Vagrancy	0	0	0	0	0
Gambling	0	0	0	0	0
Drunk Driving-Vehicle/Boat	1	0	1	2	1
Vandalism (Non-graffiti)	5	0	3	2	4
Vandalism (Graffiti)	1	0	1	0	0
Receiving Stolen Property	0	0	0	0	0
Federal Offenses w/o money	0	0	0	0	0
Federal Offenses w/ money	1	0	0	0	0
Felonies, Misc	1	0	2	0	0
Misdemeanors, Misc	1	0	2	3	0
TOTAL CRIME	26	18	24	20	23
ARRESTS					
Part I	4	3	5	9	6
Part II	22	6	18	37	22
TOTAL ARRESTS	26	9	23	46	28
Burglaries	1	1	1	2	1
GTA's	2	1	4	2	1
Narco	1	0	2	2	2

ROLLING HILLS ESTATES

False Alarms



2022 PART I - 3rd QUARTER COMPARISON

Rolling Hills



	2022	2021	2020	2019	2018
Homicide	0	0	0	0	0
Rape	0	0	0	0	0
Robbery	0	0	0	0	0
Aggravated Assault	0	0	0	0	0
Burglary, Residence	0	0	1	0	0
Burglary, Structure	0	0	0	0	0
Vehicle Burglary	0	0	0	0	0
Theft from Vehicle	0	0	0	0	1
Other Larceny / Theft	1	1	0	0	1
Grand Theft Auto	0	1	0	0	0
Arson	0	0	0	0	0
TOTAL	1	2	1	0	2



 OTHER THEFT

Rolling Hills

Part II Crime Activity Comparison

Rolling Hills 3rd Quarter

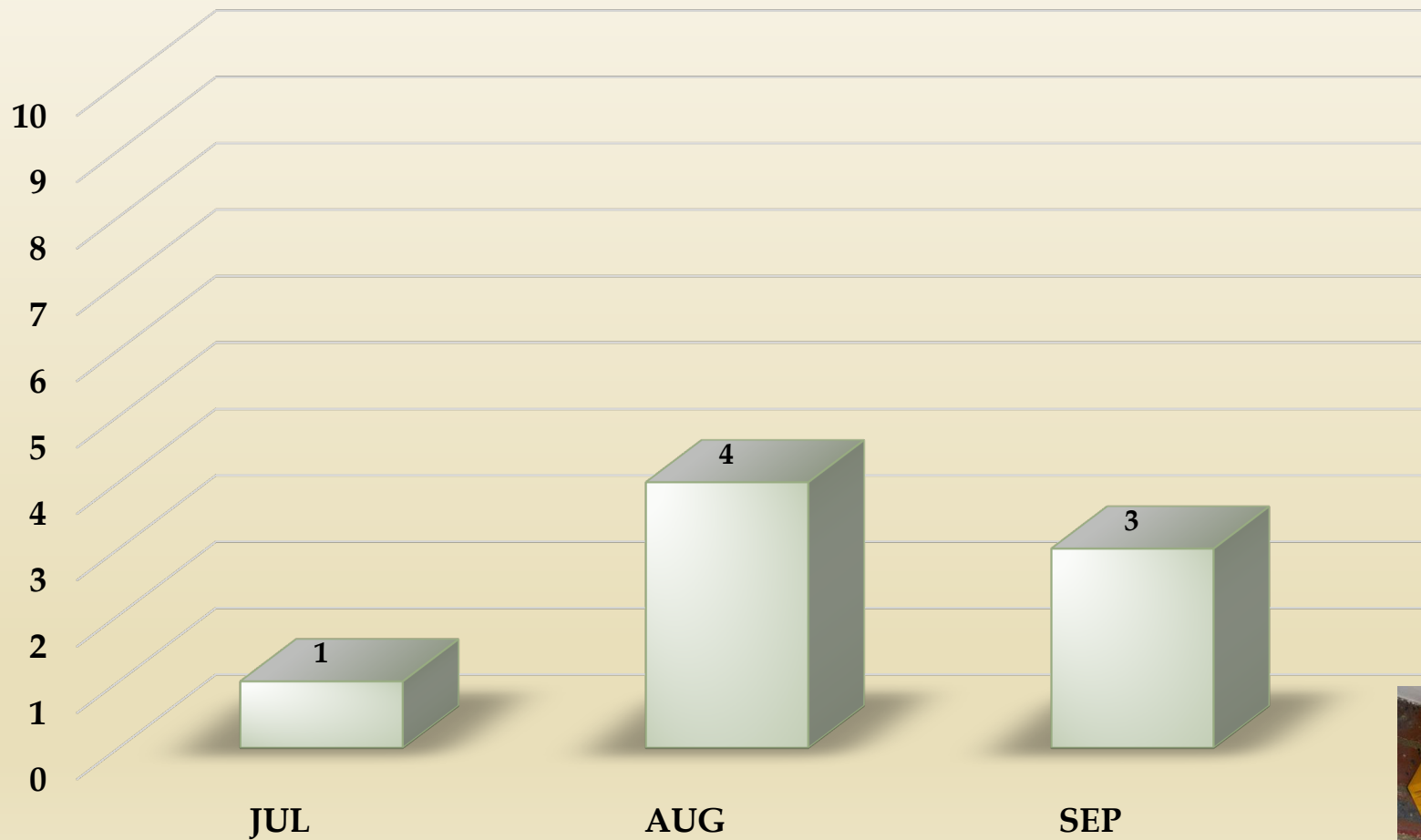


	2022	2021	2020	2019	2018
Forgery	2	1	0	0	0
Fraud/ID Theft	1	1	1	0	1
Sex Offense, Felony	0	0	0	0	0
Sex Offense, Misdemeanor	0	0	0	0	0
Non-Aggravated Assault	0	0	0	0	0
Weapon Laws	0	0	0	0	0
Offenses Against Family	0	0	0	0	0
Liquor Laws	0	0	0	0	0
Drunk-Alcohol/Drugs	0	0	0	0	0
Disorderly Conduct	0	0	0	0	0
Vagrancy	0	0	0	0	0
Gambling	0	0	0	0	0
Drunk Driving-Vehicle/Boat	0	0	0	0	0
Vandalism (Non-graffiti)	1	1	1	0	3
Vandalism (Graffiti)	0	0	0	0	0
Receiving Stolen Property	0	0	0	0	0
Federal Offenses w/o money	0	0	0	0	0
Federal Offenses w/ money	0	0	0	0	0
Felonies, Misc	0	0	0	0	0
Misdemeanors, Misc	0	0	0	1	0
TOTAL CRIME	4	3	2	1	4
ARRESTS					
Part I	0	2	0	0	0
Part II	0	0	0	2	1
TOTAL ARRESTS	0	2	0	2	1
Burglaries	0	0	0	0	0
GTA's	0	1	0	0	0
Narco	0	0	0	0	0



ROLLING HILLS

False Alarms



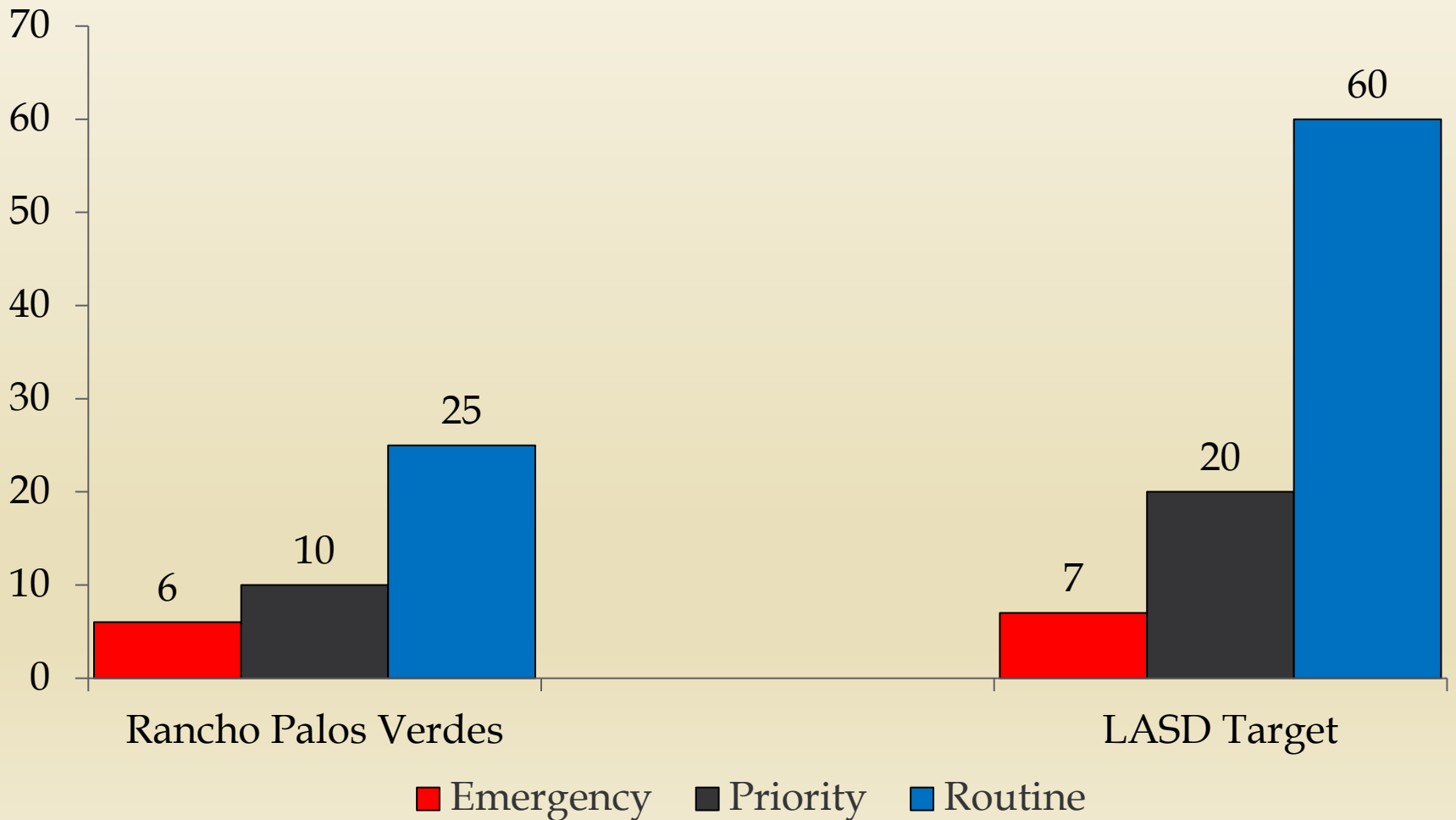


RESPONSE TIMES



Rancho Palos Verdes

3rd Quarter Average Response Times



RANCHO PALOS VERDES EMERGENT CALL RESPONSE

3rd Quarter 2022 Page 1

DATE	LOCATION	TYPE OF CALL	ENTRY	ENROUTE	ARRIVAL	RESP TIME MIN	TAG
07/01	EDDINGHILL DR/HAWTHORNE BL	TRAFFIC ACCIDENT	1254	1255	1257	2	46
07/02	WESTERN AVE	MEDICAL RESCUE	1232	1234	1238	6	37
07/03	SUNMIST DR	MEDICAL RESCUE	1316	1317	1323	7	38
07/03	PV DR E/MIRALESTE DR	TRAFFIC ACCIDENT	2104	2105	2105	1	74
07/04	MONERO DR	DISTURBANCE	2148	2148	2156	8	100
07/05	GANADO DR	BURG TO RESD	0129	0129	0131	2	4
07/05	CARTIER DR	FIRE	0530	0531	0533	3	7
07/05	CERTA DR	MEDICAL RESCUE	0744	0745	0747	3	10
07/07	RAVENSPUR DR	FAMILY DISTURBANCE	0024	0025	0031	6	2
07/08	HAWTHORNE BL	DISTURBANCE	1652	1653	1657	5	78
07/09	FORRESTAL DR/PV DR S	FIRE	1845	1846	1852	7	79
07/09	LOS VERDES DR	BURG TO RESD	2147	2148	2153	6	93
07/09	COLT RD	BURG TO RESD	2204	2206	2216	12	94
07/10	PV DR S	MEDICAL RESCUE	1350	1351	1404	14	57
07/10	ABBOTTSWOOD DR	TRAFFIC ACCIDENT	1418	1419	1427	9	61
07/11	TERRANEA WAY	MEDICAL RESCUE	1034	1035	1039	5	31
07/11	CLEVIS RD	MEDICAL RESCUE	1349	1349	1352	4	51
07/11	ARROWROOT LN	MEDICAL RESCUE	1750	1751	1759	9	83
07/13	CREST RD	MEDICAL RESCUE	0948	0948	0949	1	29
07/13	JAYBROOK DR	FIRE	1733	1734	1738	5	66
07/14	BROWNDDEER LN	MEDICAL RESCUE	0720	0721	0726	4	26
07/14	SEACLIFF DR	BURG TO RESD	2107	2107	2112	5	115
07/17	ROCKVALLEY RD	MEDICAL RESCUE	0250	0251	0256	6	11
07/17	PONTEVEDRA DR	SUSPICIOUS PERSON	1205	1207	1212	7	40
07/21	SANTA RENA DR	MEDICAL RESCUE	1330	1331	1338	8	74
07/21	HAWTHORNE BL/SEAMOUNT	TRAFFIC ACCIDENT	1353	1354	1356	3	75
07/21	CRESTRIDGE RD	MEDICAL RESCUE	1831	1833	1834	3	94
07/22	PV DR E	FAMILY DISTURBANCE	1356	1357	1403	7	59

RANCHO PALOS VERDES EMERGENT CALL RESPONSE

3rd Quarter 2022 Page 2

DATE	LOCATION	TYPE OF CALL	ENTRY	ENROUTE	ARRIVAL	RESP TIME MIN	TAG
07/23	SPRUCE WY/TERRACE DR	TRAFFIC ACCIDENT	0400	0404	0410	3	58
07/23	MIRALESTE DR	FIRE	2232	2233	2238	6	110
07/24	BROWND EER LN	MEDICAL RESCUE	1515	1516	1520	5	68
07/24	CRESTWOOD RD/WESTERN	ASSIST LAPD	1619	1619	1624	5	70
07/25	GOLDEN MEADOW DR	MEDICAL RESCUE	0623	0623	0629	7	19
07/25	LOS VERDES DR	FAMILY DISTURBANCE	2032	2033	2036	4	111
07/28	DEEPBROOK DR/HAWKHURST DR	MEDICAL RESCUE	1622	1626	1631	9	89
07/30	NANTASKET DR	FAMILY DISTURBANCE	0230	0231	0241	7	8
07/31	ENROSE AV	MEDICAL RESCUE	1511	1512	1514	3	55
07/31	RUE LANGLOIS	STOLEN VEHICLE	2216	2217	2225	9	99
08/01	PV DR W/CALLE ENTRADERO	MEDICAL RESCUE	0854	0856	0857	3	14
08/04	WESTERN AVE	ROBBERY	1428	1429	1432	4	96
08/04	WESTERN AVE	TRAFFIC ACCIDENT	1447	1448	1449	2	98
08/04	OCEAN TERRACE DR	TRAFFIC ACCIDENT	1854	1856	1858	4	130
08/06	SEAGATE DR	FIRE	0716	0717	0726	10	24
08/06	CORAL RIDGE RD	911 HANG UP	1531	1532	1538	7	66
08/06	LOS VERDES DR	MEDICAL RESCUE	2340	2341	2342	2	112
08/07	PV DR E	DISTURBANCE	2031	2032	2039	8	89
08/07	VIA PALACIO	FAMILY DISTURBANCE	2321	2322	2324	4	104
08/09	HAWTHORNE BL	TRAFFIC ACCIDENT	1855	1856	1901	6	103
08/09	SEA RAVEN DR	POSS BURG TO RESD	2300	2302	2303	3	124
08/11	ENROSE AV	MEDICAL RESCUE	2008	2009	2015	7	93
08/11	SUNNYSIDE RIDGE RD	MEDICAL RESCUE	2104	2104	2111	7	102
08/13	VALLON DR	POSS BURG TO RESD	2201	2205	2211	7	90
08/14	CARTIER DR	MEDICAL RESCUE	0116	0117	0119	3	7
08/14	SUMMERLAND ST/WESTERN AV	TRAFFIC ACCIDENT	0816	0817	0820	4	24
08/16	MARGUERITE DR/PV DR W	FIRE	1555	1557	1600	5	63
08/17	TERRENEA WAY	DISTURBANCE	0221	0222	0227	6	10

RANCHO PALOS VERDES EMERGENT CALL RESPONSE

3rd Quarter 2022 Page 3

DATE	LOCATION	TYPE OF CALL	ENTRY	ENROUTE	ARRIVAL	RESP TIME MIN	TAG
08/17	HAWTHORNE BL/VIA CAPRI	SUSPICIOUS PERSON	1608	1610	1616	8	74
08/17	PV DR S/TERRANEA WAY	MEDICAL RESCUE	1937	1938	1938	1	93
08/18	MT SHASTA DR	MEDICAL RESCUE	0758	0800	0802	4	17
08/18	MIRALESTE PLAZA	DISTURBANCE	2350	2351	2357	6	98
08/20	ALVESTA PL	MEDICAL RESCUE	0410	0412	0413	3	12
08/20	COLT RD	MEDICAL RESCUE	1623	1624	1628	5	57
08/21	OCEAN CREST DR	MEDICAL RESCUE	1928	1929	1933	5	68
08/23	LOS VERDES DR	BURG TO BUSINESS	0106	0107	0114	8	4
08/23	PLAINFIELD DR	MEDICAL RESCUE	2030	2031	2037	7	113
08/24	BLACKHORSE RD/HAWTHORNE BL	MEDICAL RESCUE	0758	0801	0804	6	46
08/26	WESTERN AVE	ASSAULT	1626	1627	1628	2	84
08/27	HAWTHORNE BL/VALLON DR	DISTURBANCE	0113	0114	0119	6	6
08/27	WESTERN AVE	TRAFFIC ACCIDENT	2048	2049	2050	4	88
08/27	DUPRE DR/HAWTHORNE BL	TRAFFIC ACCIDENT	2142	2143	2152	10	93
08/28	WESTERN AVE	MEDICAL RESCUE	0218	0219	0221	3	7
08/28	INDIAN PEAK RD/HAWTHORNE BL	VEHICLE FIRE	0943	0944	0944	1	31
08/29	LONGHILL DR	MEDICAL RESCUE	1129	1130	1132	3	61
08/29	PELICAN COVE PARKING	DISTURBANCE	2026	2027	2030	4	140
08/29	RAVENSPUR DR	MEDICAL RESCUE	2224	2227	2232	8	151
08/30	RUE DE LA PIERRE	MEDICAL RESCUE	0734	0737	0741	7	24
08/30	BLACKHORSE RD/HAWTHORNE BL	FIRE	1524	1525	1531	7	68
08/31	SEACLAIRE DR	BURG TO RESD	0044	0045	0052	8	4
09/01	LOMO DR	MEDICAL RESCUE	1910	1911	1914	4	124
09/03	PV DR W	MEDICAL RESCUE	2337	2339	2343	6	78
09/04	SEA WOLF DR	BURG TO RESD	1930	1933	1936	6	78
09/05	PV DR E/PV DR S	TRAFFIC HAZARD	1513	1514	1516	3	95
09/06	CRESTMONT LN/PV DR S	DISTURBANCE	0035	0036	0044	9	1
09/06	SEAWOLF DR	BURG TO RESD	1603	1604	1607	4	77

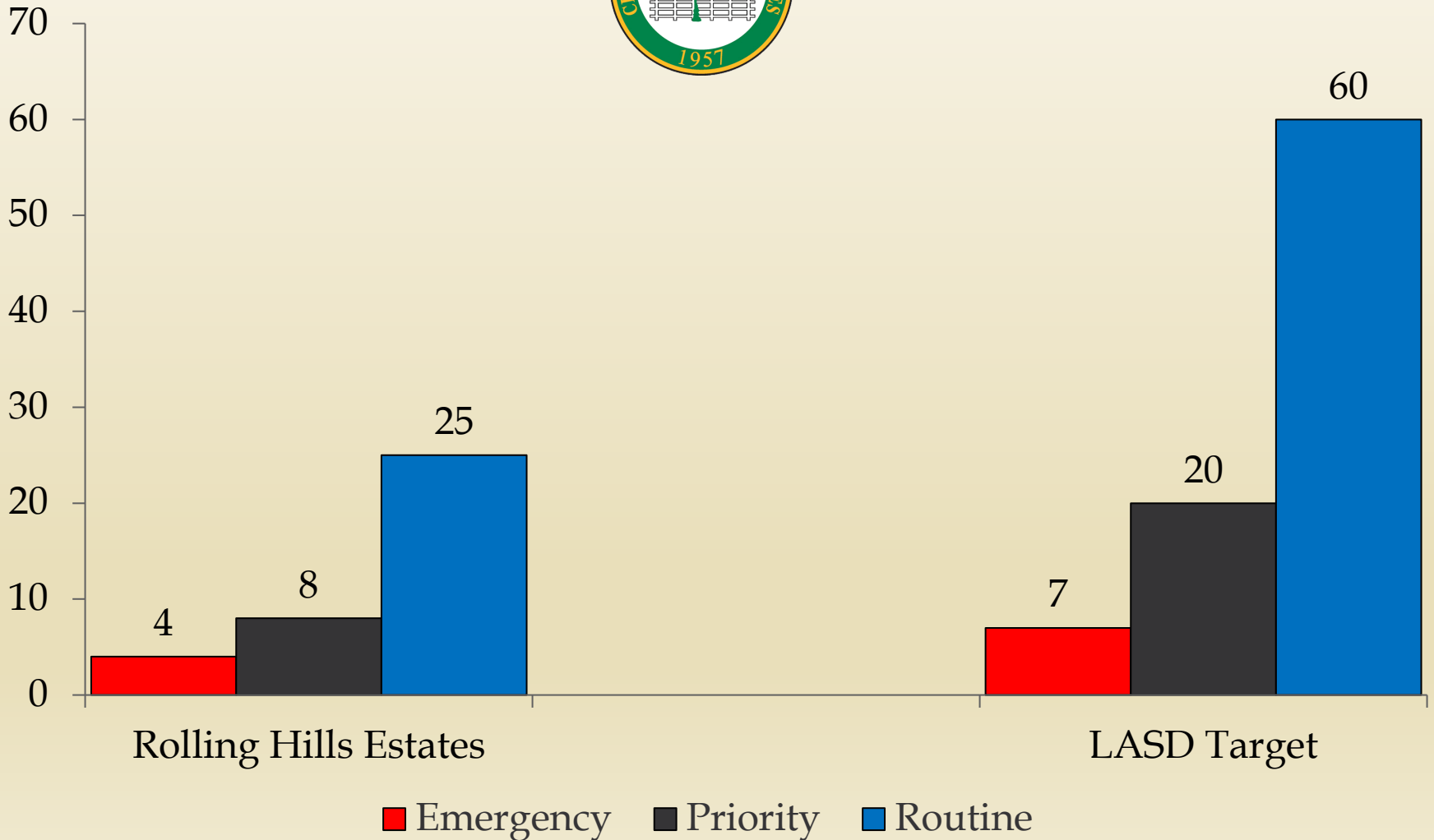
RANCHO PALOS VERDES EMERGENT CALL RESPONSE

3rd Quarter 2022 Page 4

DATE	LOCATION	TYPE OF CALL	ENTRY	ENROUTE	ARRIVAL	RESP TIME MIN	TAG
09/07	SEA RAVEN DR	MEDICAL RESCUE	0438	0440	0448	10	15
09/07	SEABRYN DR	POSS BURG TO RESD	1445	1446	1449	4	72
09/08	CREST RD	MEDICAL RESCUE	1925	1926	1927	2	77
09/09	POSEY WAY	MEDICAL RESCUE	1157	1158	1201	4	74
09/09	PV DR S	DISTURBANCE	1343	1344	1354	11	89
09/09	HAWTHORNE BL	TRAFFIC ACCIDENT	2018	2018	2022	4	133
09/10	PV DR WEST	TRAFFIC ACCIDENT	1349	1350	1356	7	50
09/10	RAVENSPUR DR	TRAFFIC ACCIDENT	2048	2049	2050	2	74
09/11	TERRANEA WAY	DISTURBANCE	0000	0002	0010	10	1
09/11	CALLE DE SUENOS	MEDICAL RESCUE	1809	1810	1813	4	74
09/11	AVENIDA APRENDA	BURG TO RESD	2052	2053	2057	5	81
09/11	HEDGEWOOD DR	MEDICAL RESCUE	2112	2113	2121	9	82
09/11	EL RODEO RD	MEDICAL RESCUE	2121	2122	2126	5	83
09/12	WARRIOR DR	MEDICAL RESCUE	0821	0822	0824	3	22
09/14	COVECREST DR	MEDICAL RESCUE	1429	1430	1438	9	59
09/14	CADDINGTON DR	DISTURBANCE	2315	2316	2319	4	116
09/15	NAUTILUS DR	FAMILY DISTURBANCE	1817	1818	1823	6	97
09/16	AVENIDA APRENDA	MEDICAL RESCUE	2227	2228	2230	3	105
09/17	SEAGATE DR	TRAFFIC ACCIDENT	1701	1702	1705	4	73
09/17	PV DR E/PV DR S	TRAFFIC ACCIDENT	2055	2056	2058	3	88
09/17	VIA RIVERA	FAMILY DISTURBANCE	2358	2359	0007	9	110
09/18	PHANTOM DR	MEDICAL RESCUE	0715	0716	0724	9	17
09/20	OCEAN CREST CT	MEDICAL RESCUE	0829	0830	0833	4	12
09/20	LOBROOK DR	FIRE	1540	1541	1548	8	47
09/22	FLAMING ARROW DR	MEDICAL RESCUE	1641	1642	1647	5	82
09/22	LOS VERDES DR	FIRE	2232	2233	2238	6	124
09/23	CRENSHAW BL/CRESTRIDGE RD	TRAFFIC HAZARD	1553	1554	1555	2	77
09/25	HAWTHORNE BL	MEDICAL RESCUE	1627	1628	1628	1	64

ROLLING HILLS ESTATES

3rd Quarter Average Response Times



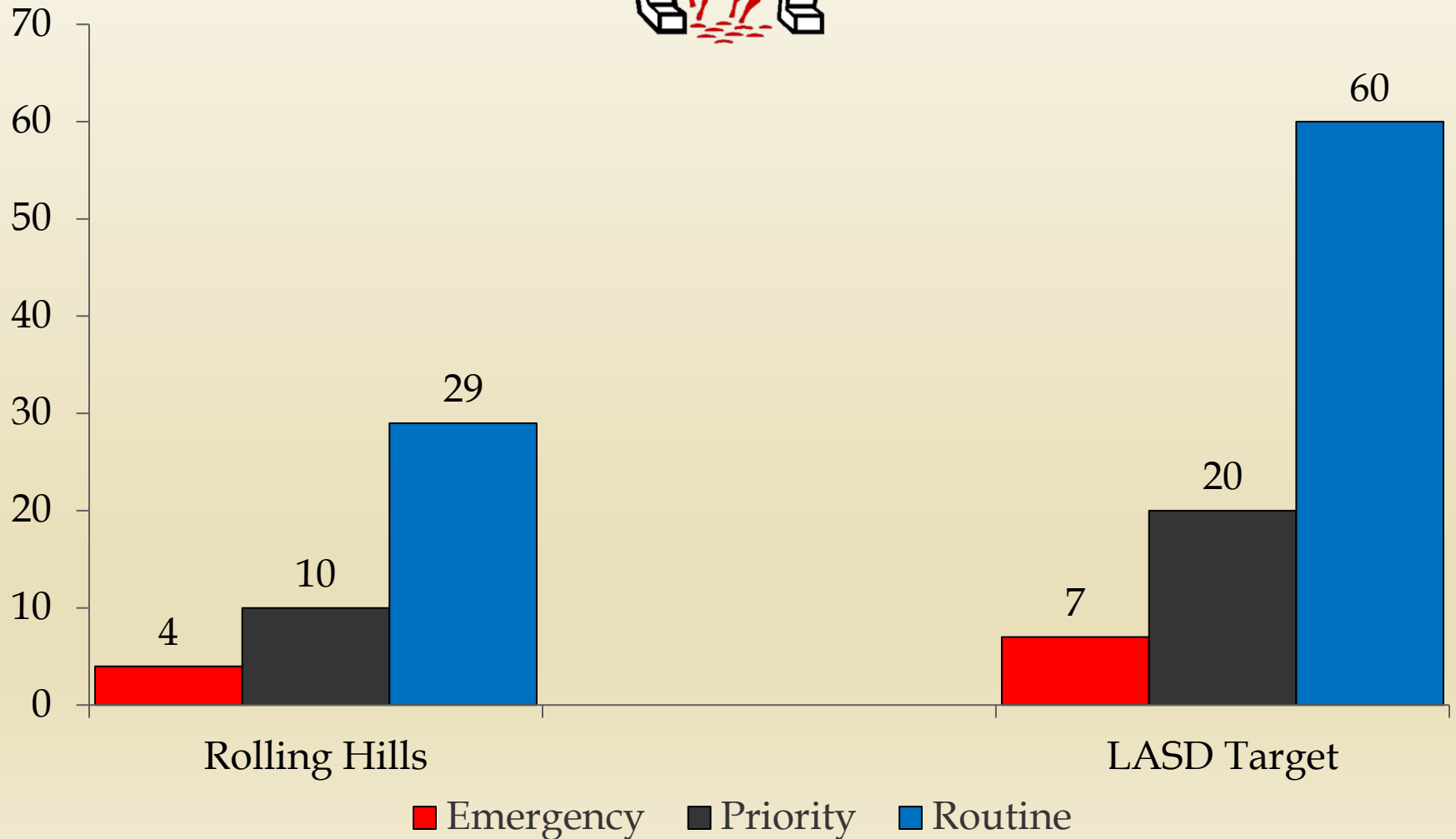
ROLLING HILLS ESTATES EMERGENT CALL RESPONSE

3rd Quarter 2022 Page 1

DATE	LOCATION	TYPE OF CALL	ENTRY	ENROUTE	ARRIVAL	RESP TIME MIN	TAG
07/06	HARBORSIGHT DR	MEDICAL RESCUE	0416	0417	0420	4	12
07/14	CROSSFIELD DR/DEEPVALLEY DR	TRAFFIC ACCIDENT	1900	1901	1904	3	103
07/17	SILVER SPUR RD	MEDICAL RESCUE	0950	0951	0952	2	27
07/20	PEN CENTER	BURG TO BUSINESS	1352	1353	1358	3	74
07/24	HARBOR SIGHT DR/PV DR E	FIRE	1332	1333	1335	3	51
07/27	PV DR NORTH	TRAFFIC ACCIDENT	1121	1122	1126	5	33
08/08	SILVER SPUR RD	MEDICAL RESCUE	1310	1311	1311	1	52
08/10	DAPPLE GRAY LN	BURG TO RES	0150	0151	0153	3	10
08/10	SEAVIEW DR	MEDICAL RESCUE	0955	0956	0958	3	44
08/11	DEEP VALLEY DR	DISTURBANCE	1721	1722	1724	3	79
08/12	HAWTHORNE BL/INDIAN PEAK RD	TRAFFIC ACCIDENT	1240	1241	1243	3	37
08/14	HAWTHORNE BL/PV DR N	FIRE	1316	1317	1321	5	38
08/14	CRENSHAW BL/PV DR N	TRAFFIC ACCIDENT	2234	2235	2235	1	70
08/15	HAWTHORNE BL	MEDICAL RESCUE	1315	1316	1322	7	31
08/15	CLUB VIEW LN/PV DR E	TRAFFIC ACCIDENT	2040	2041	2042	2	77
08/16	CRENSHAW BL/PV DR N	TRAFFIC ACCIDENT	1738	1739	1740	2	69
08/21	SILVER SPUR RD	TRAFFIC ACCIDENT	1412	1413	1416	4	45
08/24	PV DR N/RAWHIDE LN	TRAFFIC ACCIDENT	0000	0001	3	3	1
08/25	CRENSHAW BL	MEDICAL RESCUE	1726	1727	1728	4	87
08/27	SILVER SPUR RD	BURG TO BUSINESS	2344	2345	2350	6	100
09/07	RAVENSPUR DR	FAMILY DISTURBANCE	0448	0449	456	8	17
09/09	CRENSHAW BL	MEDICAL RESCUE	1217	1218	1220	3	77
09/11	HAWTHORNE BL	MEDICAL RESCUE	1143	1144	1150	7	38
09/14	HAWTHORNE BL/SILVER SPUR	TRAFFIC ACCIDENT	2150	2151	2159	9	110
09/16	HILLCREST MANOR	MEDICAL RESCUE	0038	0039	45	7	4
09/17	SILVER SPRING DR	POSS FIRE	0831	0832	835	4	27
09/18	ROCKBLUFF	FAMILY DISTURBANCE	1208	1209	1212	4	38
09/18	INDIAN PEAK RD/CROSSFIELD	TRAFFIC ACCIDENT	2243	2244	2247	4	87

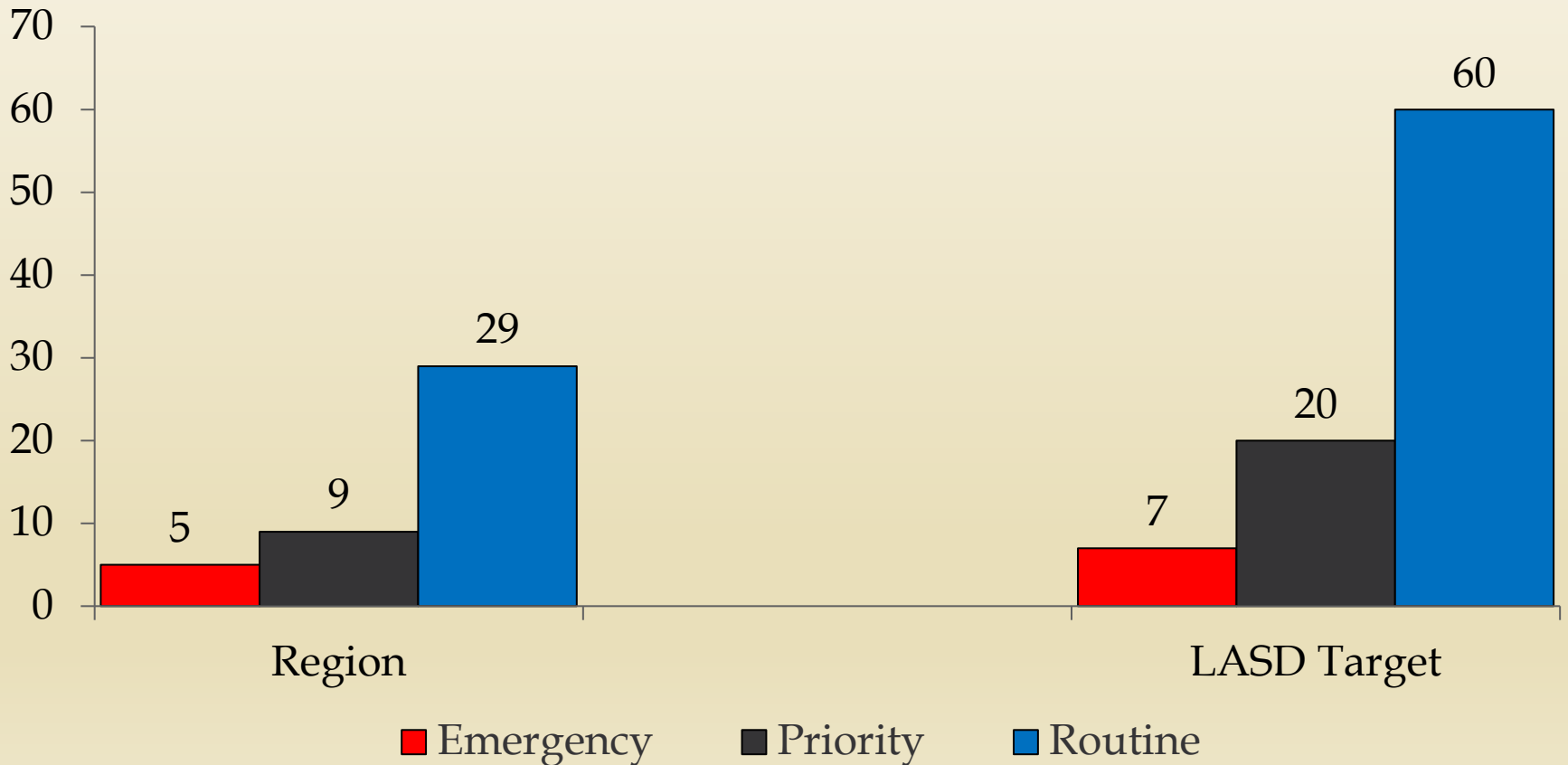
ROLLING HILLS

3rd Quarter Average Response Times



PENINSULA REGION

3rd Quarter Average Response Times







Los Angeles County Fire Department

Response Time Analysis, City of Rancho Palos Verdes, 3rd Quarter 2022

Incident Type Category	Interquartile Range	Number of Incidents	Included* Record Count	Average Response Time*
FALSE ALARM, FALSE CALL		43	36	07:04
FIRE, EXPLOSION		12	12	05:01
GOOD INTENT CALL		116	61	07:11
HAZARDOUS CONDITION		7	5	04:43
RESCUE, EMS		720	694	06:27
SERVICE CALL		26	19	06:48
SPECIAL OR OTHER INCIDENT TYPE		20	16	06:08
TOTAL	00:07 - 13:00	944	843	06:30

Interquartile Outlier Factor = 1.5

Grouped by Incident Type Category

Includes only first arriving unit responses

Records meeting the following Criteria are always excluded:

1. Unit did not arrive and/or On Scene (arrival) Time is null
2. On Scene (arrival) Time = Clear Time
3. Apparatus Action <> 93 - Cancelled En Route



Los Angeles County Fire Department

Response Time Analysis, City of Rolling Hills, 3rd Quarter 2022

Incident Type Category	Interquartile Range	Number of Incidents	Included* Record Count	Average Response Time*
FIRE, EXPLOSION		1	1	07:35
GOOD INTENT CALL		7	4	07:02
RESCUE, EMS		33	29	07:29
SERVICE CALL		4	3	10:36
SPECIAL OR OTHER INCIDENT TYPE		5	4	07:28
TOTAL	-01:32 - 17:34	50	41	07:40

Interquartile Outlier Factor = 1.5

Grouped by Incident Type Category

Includes only first arriving unit responses

Records meeting the following Criteria are always excluded:

1. Unit did not arrive and/or On Scene (arrival) Time is null
2. On Scene (arrival) Time = Clear Time
3. Apparatus Action <> 93 - Cancelled En Route



Los Angeles County Fire Department

Response Time Analysis, City of Rolling Hills Estates, 3rd Quarter 2022

Incident Type Category	Interquartile Range	Number of Incidents	Included* Record Count	Average Response Time*
FALSE ALARM, FALSE CALL		20	18	06:24
FIRE, EXPLOSION		2	2	03:10
GOOD INTENT CALL		27	13	05:59
HAZARDOUS CONDITION		1	1	06:19
OVERPRESSURE, RUPTURE, EXPLOSION, OVERHEAT		1	1	06:48
RESCUE, EMS		182	177	05:23
SERVICE CALL		4	4	07:35
SPECIAL OR OTHER INCIDENT TYPE		12	12	05:32
TOTAL	-00:41 - 11:45	249	228	05:32

Interquartile Outlier Factor = 1.5

Grouped by Incident Type Category

Includes only first arriving unit responses

Records meeting the following Criteria are always excluded:

1. Unit did not arrive and/or On Scene (arrival) Time is null
2. On Scene (arrival) Time = Clear Time
3. Apparatus Action <> 93 - Cancelled En Route



Westmed/McCormick Ambulance

Rancho Palos Verdes

July 2022

Date Period	1-2	3-9	10-16	17-23	24-30	31	
Response Period	Week 1	Week 2	Week 3	Week 4	Week 5	Week 6	Total
0:00 to 8:59	11	10	21	14	25	1	82
9:00 to 14:59	8	14	16	16	14	5	73
15:00 +	7	14	12	17	14	4	68

	Week 1	Week2	Week3	Week4	Week 5	Week 6	Total
Total Responses	26	38	49	47	53	10	223
Total On Time	11	10	21	14	25	1	82
Total Late	15	28	28	33	28	9	141

Total Compliance: 36.8%



Westmed/McCormick Ambulance

Rancho Palos Verdes

August 2022

Date Period	1-6	7-13	14-20	21-27	28-31		
Response Period	Week 1	Week 2	Week 3	Week 4	Week 5	Week 6	Total
0:00 to 8:59	16	23	20	10	10		79
9:00 to 14:59	14	24	26	8	18		90
15:00 +	19	21	11	15	7		73

	Week 1	Week2	Week3	Week4	Week 5	Week 6	Total
Total Responses	49	68	57	33	35	0	242
Total On Time	16	23	20	10	10	0	79
Total Late	33	45	37	23	25	0	163

Total Compliance: 32.6%



Westmed/McCormick Ambulance

Rancho Palos Verdes

September 2022

Date Period	1-3	4-10	11-17	18-24	25-30		
Response Period	Week 1	Week 2	Week 3	Week 4	Week 5	Week 6	Total
0:00 to 8:59	4	16	17	24	13		74
9:00 to 14:59	14	24	19	17	19		93
15:00 +	5	13	20	22	12		72

	Week 1	Week2	Week3	Week4	Week 5	Week 6	Total
Total Responses	23	53	56	63	44	0	239
Total On Time	4	16	17	24	13	0	74
Total Late	19	37	39	39	31	0	165

Total Compliance: 31.0%



Westmed/McCormick Ambulance

Rolling Hills

July 2022

Date Period	1-2	3-9	10-16	17-23	24-30	31	
Response Period	Week 1	Week 2	Week 3	Week 4	Week 5	Week 6	Total
0:00 to 8:59	0	2	2	1	3	0	8
9:00 to 14:59	0	1	1	1	2	0	5
15:00 +	1	0	1	1	1	0	4

	Week 1	Week2	Week3	Week4	Week 5	Week 6	Total
Total Responses	1	3	4	3	6	0	17
Total On Time	0	2	2	1	3	0	8
Total Late	1	1	2	2	3	0	9

Total Compliance: 47.1%



Westmed/McCormick Ambulance

Rolling Hills

August 2022

Date Period	1-6	7-13	14-20	21--27	28-31		
Response Period	Week 1	Week 2	Week 3	Week 4	Week 5	Week 6	Total
0:00 to 8:59	0	4	0	0	0		4
9:00 to 14:59	2	0	1	0	0		3
15:00 +	0	0	1	0	0		1

	Week 1	Week2	Week3	Week4	Week 5	Week 6	Total
Total Responses	2	4	2	0	0	0	8
Total On Time	0	4	0	0	0	0	4
Total Late	2	0	2	0	0	0	4

Total Compliance: 50.0%



Westmed/McCormick Ambulance

Rolling Hills

September 2022

Date Period	1-3	4-10	11-17	18-24	25-30		
Response Period	Week 1	Week 2	Week 3	Week 4	Week 5	Week 6	Total
0:00 to 8:59	0	1	1	0	0		2
9:00 to 14:59	0	1	0	1	0		2
15:00 +	1	0	0	1	0		2

	Week 1	Week2	Week3	Week4	Week 5	Week 6	Total
Total Responses	1	2	1	2	0	0	6
Total On Time	0	1	1	0	0	0	2
Total Late	1	1	0	2	0	0	4

Total Compliance: 33.3%



Westmed/McCormick Ambulance

Rolling Hills Estates

July 2022

Date Period	1-2	3-9	10-16	17-23	24-30	31	
Response Period	Week 1	Week 2	Week 3	Week 4	Week 5	Week 6	Total
0:00 to 8:59	2	13	14	10	6	0	45
9:00 to 14:59	3	5	1	2	4	0	15
15:00 +	1	1	2	4	4	1	13

	Week 1	Week2	Week3	Week4	Week 5	Week 6	Total
Total Responses	6	19	17	16	14	1	73
Total On Time	2	13	14	10	6	0	45
Total Late	4	6	3	6	8	1	28

Total Compliance: 61.6%



Westmed/McCormick Ambulance

Rolling Hills Estates

August 2022

Date Period	1-6	7-13	14-20	21-27	28-31		
Response Period	Week 1	Week 2	Week 3	Week 4	Week 5	Week 6	Total
0:00 to 8:59	9	11	12	4	6		42
9:00 to 14:59	2	1	5	2	2		12
15:00 +	1	1	0	1	1		4

	Week 1	Week2	Week3	Week4	Week 5	Week 6	Total
Total Responses	12	13	17	7	9	0	58
Total On Time	9	11	12	4	6	0	42
Total Late	3	2	5	3	3	0	16

Total Compliance: 72.4%



Westmed/McCormick Ambulance

Rolling Hills Estates

September 2022

Date Period	1-3	4-10	11-17	18-24	25-30		
Response Period	Week 1	Week 2	Week 3	Week 4	Week 5	Week 6	Total
0:00 to 8:59	4	8	15	9	5		41
9:00 to 14:59	1	0	4	4	2		11
15:00 +	2	3	0	0	1		6

	Week 1	Week2	Week3	Week4	Week 5	Week 6	Total
Total Responses	7	11	19	13	8	0	58
Total On Time	4	8	15	9	5	0	41
Total Late	3	3	4	4	3	0	17

Total Compliance: 70.7%



MEMORANDUM

TO: REGIONAL CONTRACT LAW COMMITTEE
FROM: CITY MANAGERS
DATE: NOVEMBER 10, 2022
SUBJECT: COMMITTEE ORGANIZATION ALIGNMENT WITH THE PENINSULA PUBLIC SAFETY COMMITTEE (PPSC)
PREPARED BY: McKenzie Bright, Rancho Palos Verdes Administrative Analyst

RECOMMENDATION:

- 1) Receive and file a report on a committee chair rotation schedule for the Regional Contract Law Committee (RCLC).

BACKGROUND AND DISCUSSION:

In 2019, this committee, then known as the Regional Law Enforcement Committee, formed the Regional Emergency Preparedness Committee – renamed the Peninsula Public Safety Committee (PPSC) in 2021 – to discuss regional emergency preparedness concerns, which included adding the City of Palos Verdes Estates (PVE) as a participating city in the PPSC.

Since 2019, it has been the practice of the Committees to be chaired and staffed by the same city, rotating annually. However, due to four cities being represented in the PPSC and three cities represented in the RCLC, there is an uneven number, making the joint-committee chair practice at risk of falling out of sync. This is expected to occur at the February 2023 committee meeting, when it is anticipated that PVE will chair the PPSC as PVE has its own police department and therefore is not a member of the RCLC, which focuses on the other cities' contract with the Sheriff's Department.

When the PPSC began in 2019, Rolling Hills Estates provided staff support and chaired both committees, followed by Rancho Palos Verdes in 2020 and Rolling Hills in 2021. Due to staffing changes in PVE, Rolling Hills Estates volunteered to take the 2022 cycle with the understanding that PVE would chair in 2023.

To maintain the joint-committee chair and staffing cycle, the City of Rancho Palos Verdes volunteers to chair and staff the RCLC meeting when PVE is the chair of the PPSC. Therefore, the chair and staffing of the committees will be as follows when the committees reorganize at their February meetings:

	PPSC	RCLC
2023	PVE	RPV
2024	RPV	RPV
2025	RH	RH
2026	RHE	RHE
[...]	[Ongoing]	

CONCLUSION:

It is recommended that the RCLC receive and file this report.