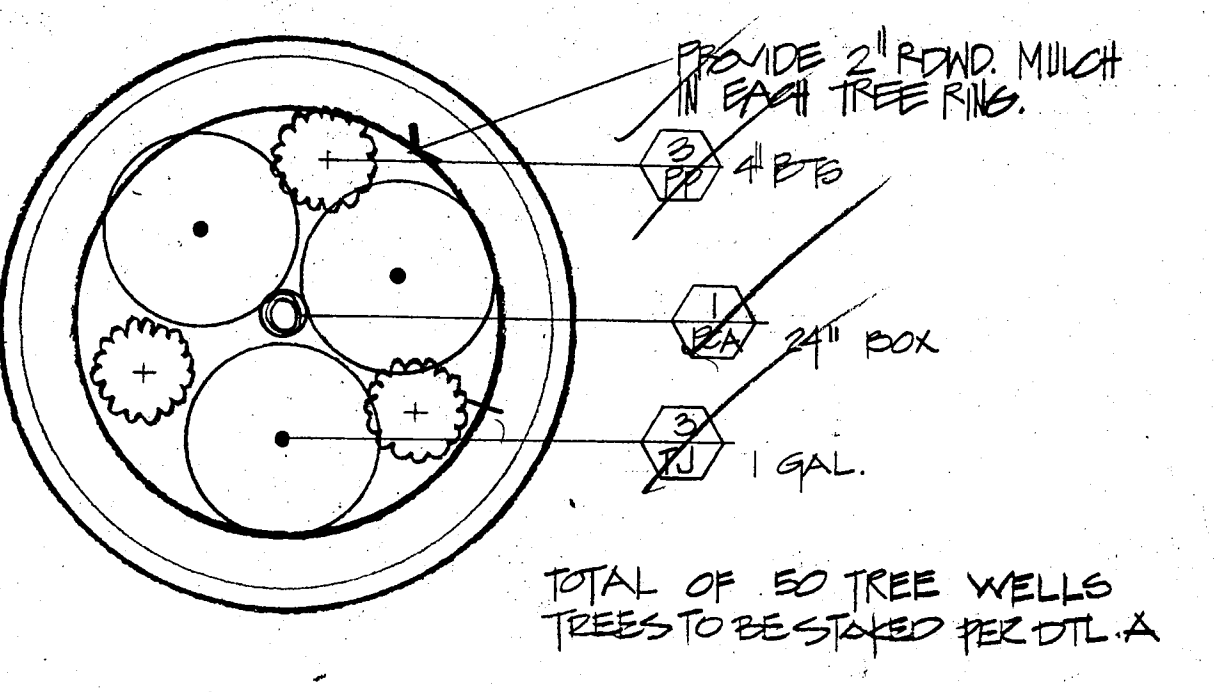



PLANT MATERIAL LEGEND

TREES	QTY	SIZE
EC EUCALYPTUS CITRIODORA (LEMON SCENTED GUM)	15	15" GAL
ML MELALEUCA LEUCADENDRA (CAJUPUT TREE)	24	24" BOX
PR PLATANUS RACEMOSA (SYCAMORE)	36	36" BOX MULTI.
<b>SHRUBS</b>		
CGC CARISSA G. 'GREEN CARPET' (NATAL PLUM)	22	15" GAL
CT CARISSA G. 'TUTTLEI' (NATAL PLUM)	22	15" GAL
DM DRACACHINA MARGINATA	22	15" GAL
EF ECHINUM FASTUOSUM (PRIDE OF MADRID)	22	15" GAL
ES EUPHORBIA SPLENDENS 'ORANGE' (CROWN OF THORNS)	22	15" GAL
FA FELICIA AMELOIDES (BLUE MARGUERITE)	22	15" GAL
HM HIBISCUS ROSA-SINENSIS (WHITE WINGS)	22	15" GAL
KB KALANCHOE BEHARENSIS (SOCIETY GARLIC)	22	15" GAL
KU KNIPHOFIA UVARIA (RED-HOT POKER)	22	15" GAL
LM LIRIOPE MUSCARI (BIG BLUE LILY TURF)	22	15" GAL
MAL MAHONIA LOMARIFOLIA (HICK)	22	15" GAL
PAF PORTULACARIA AFRA (ELEPHANT'S FOOT)	22	15" GAL
RI RAPHIOLEPIS INDICA 'ENCHANTRESS' (PINK INDIA HAWTHORN)	22	15" GAL
TV TULBAGHIA VIOLACEA (SOCIETY GARLIC)	22	15" GAL
PAB PHYLLOSTACHYS AUREA (GOLDEN BAMBOO)	22	15" GAL
<b>GROUND COVER</b>		
BP GH BACCHARIS PILULARIS 'TWIN PEAKS' GAZANIA 'SUNRISE YELLOW' (TRAILING GAZANIA)	22	15" GAL
PP PELARGONIUM PELTATUM (IVY GERANIUM)	22	15" GAL
TJ TRACHELOSPERMUM JASMINOIDES (STAR JASMINE)	22	15" GAL
HM HEDERA HELIX 'NEEDLEPOINT' (NEEDLEPOINT IVY)	22	15" GAL
<b>VINE</b>		
BV BOUGAINVILLEA (SAN DIEGO RED)	22	15" GAL
FR FICUS REPENS (CREEPING FIG)	22	15" GAL
PT PARTHENOISSUS TRICUSPIDATA (BOSTON IVY)	22	15" GAL

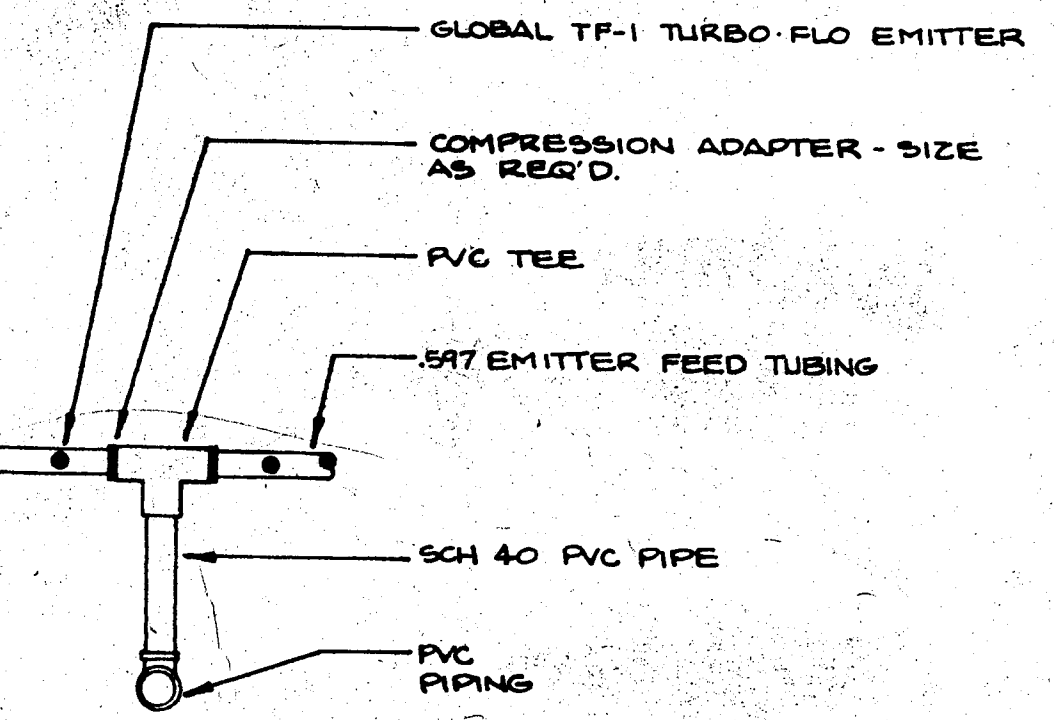
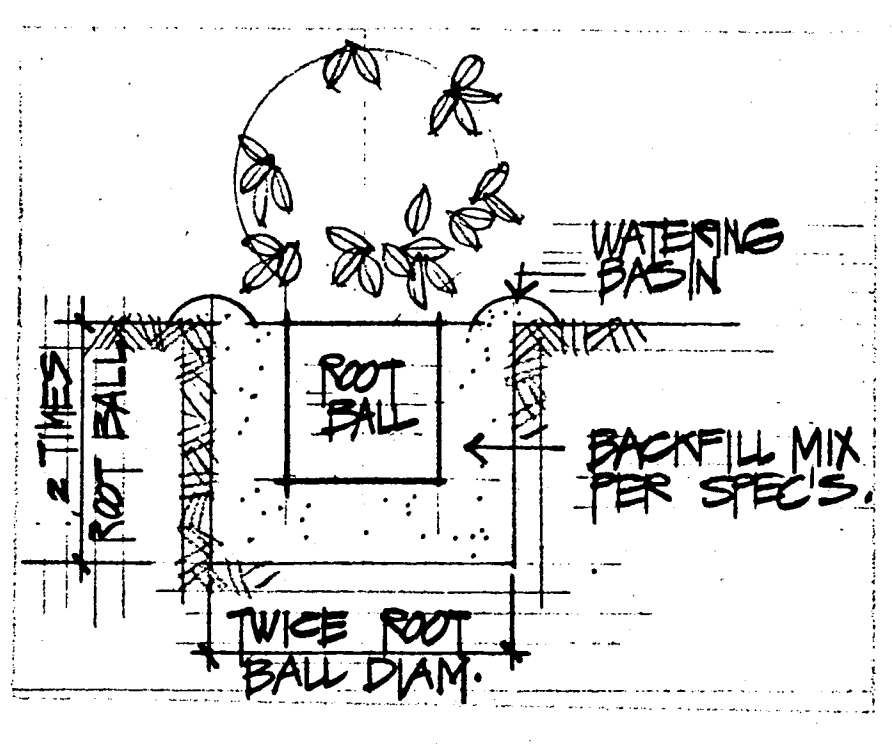
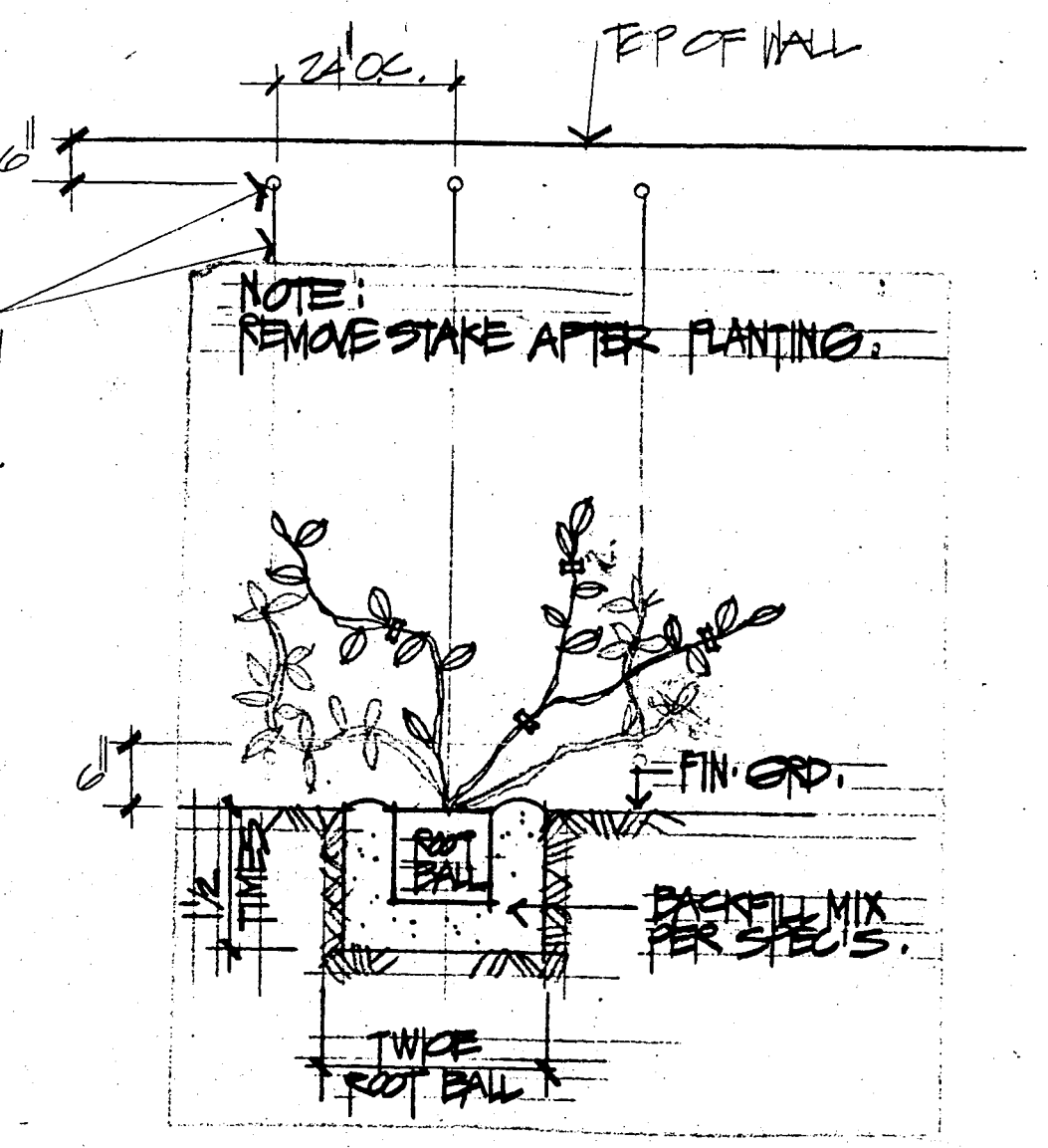
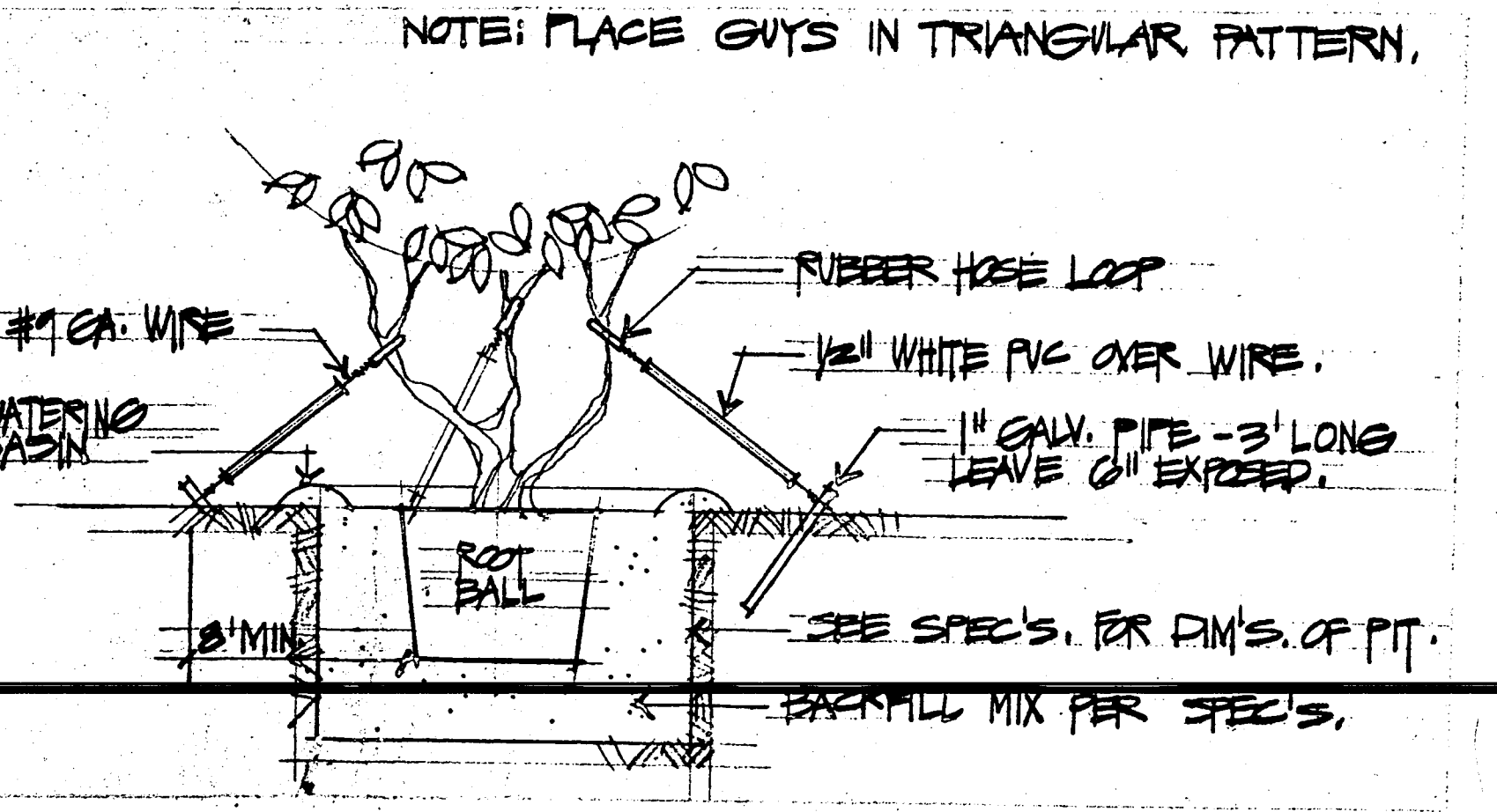
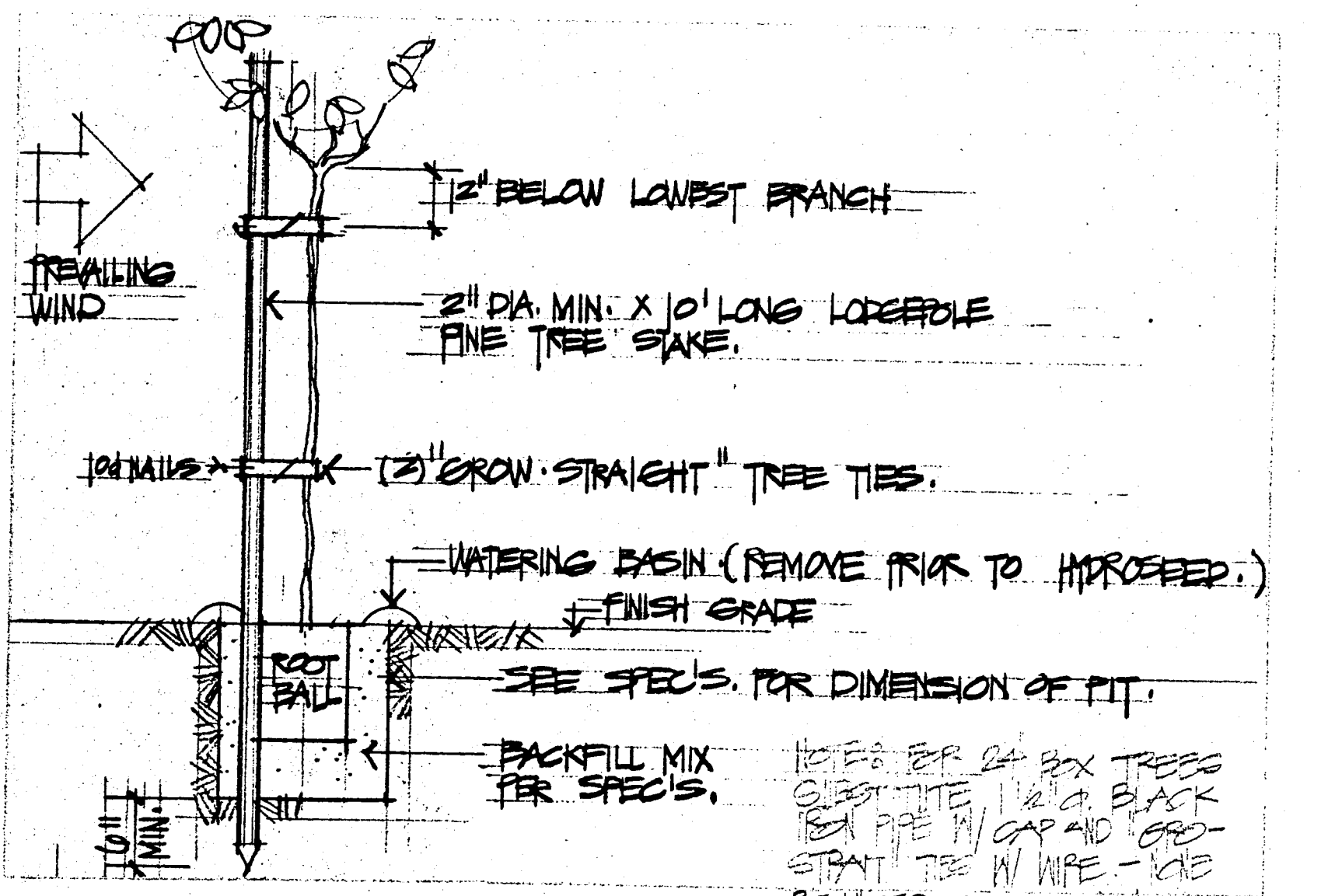
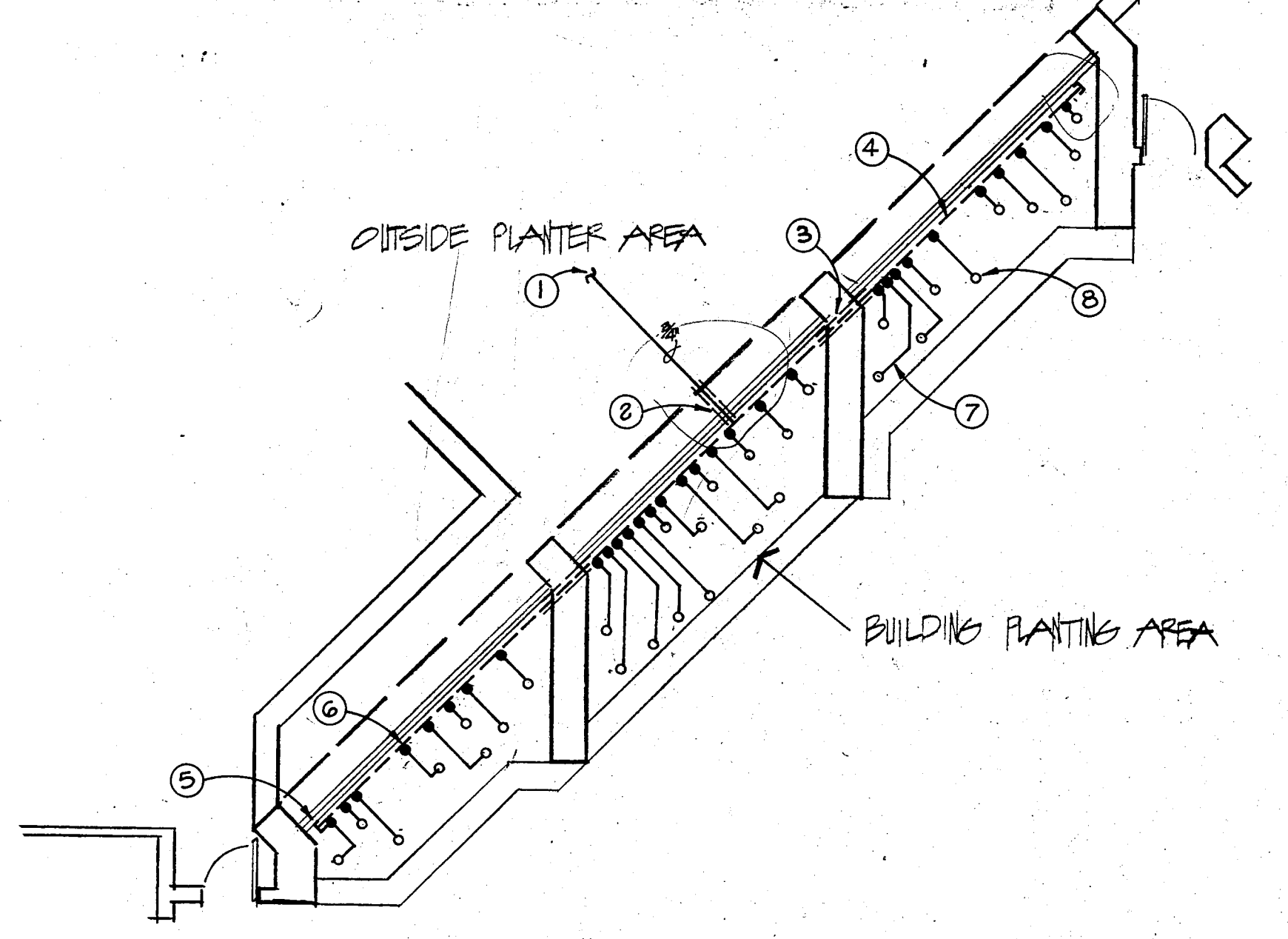
NOTE:  
 See Master Legend sheet L-8 for total quantities.  
 Plant quantities this sheet are included in quantities on Master Legend.

BLOW UP - FRONT ENTRY / REAR TERRACE SCALE 1/8" = 1'-0"



EMITTER SYSTEM NOTES

- PVC SCHEDULE 40 LATERAL LINE PIPING TO ELECTRIC CONTROL VALVE C-24. REFER TO IRRIGATION PLAN SHEET IR-1 FOR LOCATION.
  - TRANSITION CONNECTION - SEE DETAIL THIS SHEET.
  - MINIMUM 2" CONDUIT THROUGH WALL FOR EMITTER FEED TUBING. REFER TO ARCHITECTURAL SPECIFICATIONS FOR SEALING/WATERPROOFING. (TYPICAL THREE PLACES)
  - GLOBAL .597 I.D. PE EMITTER FEED TUBING, HELD IN PLACE WITH GLOBAL S-1 LATERAL HOLDER STAKE. INSTALL STAKES 5' O.C. \*
  - GLOBAL #700 CETC COMPRESSION END PLUG WITH UNSCREWING CAP. \*
  - GLOBAL TF-1 TURBO FLO EMITTER. \*
  - GLOBAL #125C EMITTER FEED TUBING EXTENDING FROM TF-1 EMITTER TO PLANT ROOT BALL. \*
  - GLOBAL TF-1 DIRT CAP AT EMISSION POINT. \*
  - GLOBAL S-2 "V-CLAMP" TUBING STAKE TO SECURE 125-C TUBING AT EMISSION POINT. \*
- \* NOT SHOWN ON IRRIGATION LEGEND.



The Reynolds Environmental Group  
 Consultants in the planning, design, and care of land resources.  
 4320 Camino Drive, Newport Beach, California 92660 (714) 555-1005  
 780 Kellner Avenue, San Diego, California 92111 (714) 525-4243

rancho palos verdes  
 Hesse Community Park

PLANTING DETAILS AND BLOW-UPS

REVISIONS

SCALE AS NOTED  
 DATE 11/14/82  
 DRAWN BY  
 CHECKED BY

1 SHEET  
 JAN 17 1982  
 OF 40  
 JOB 2300A