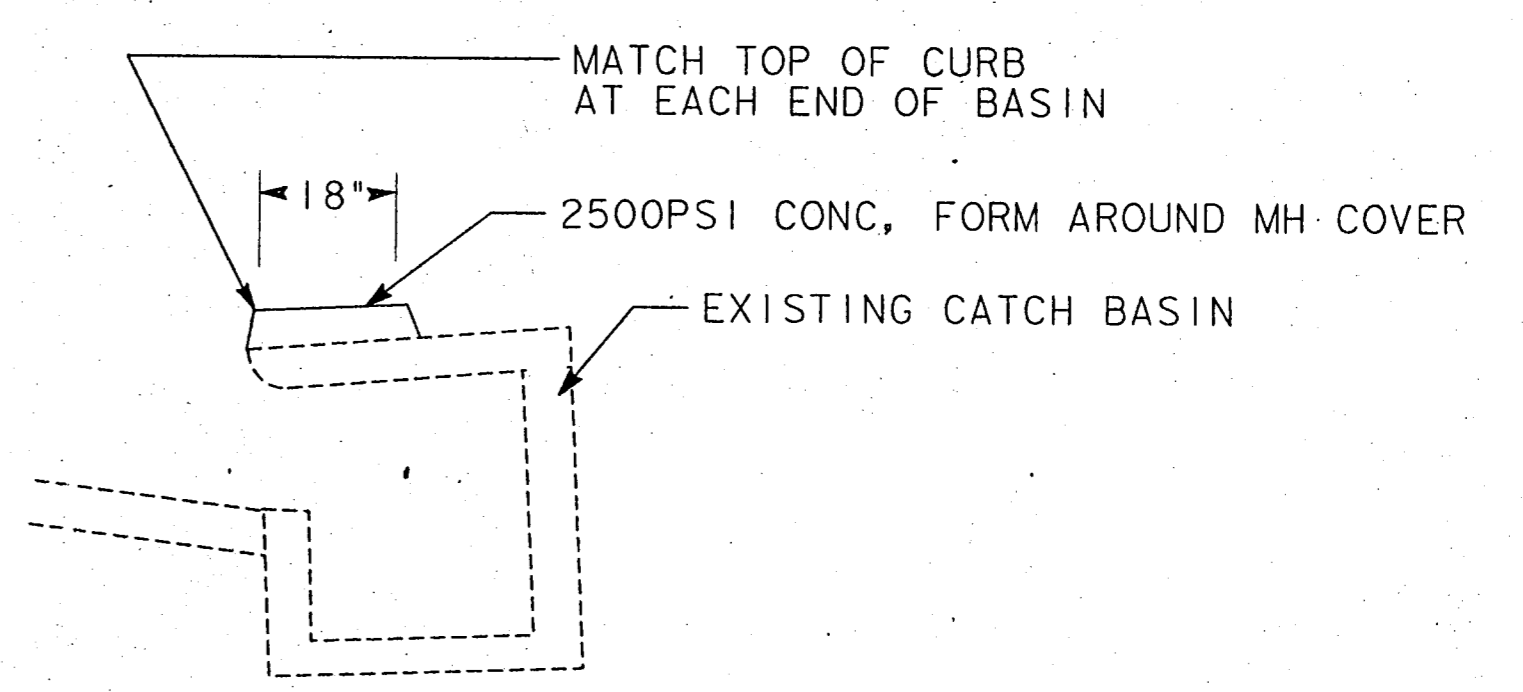
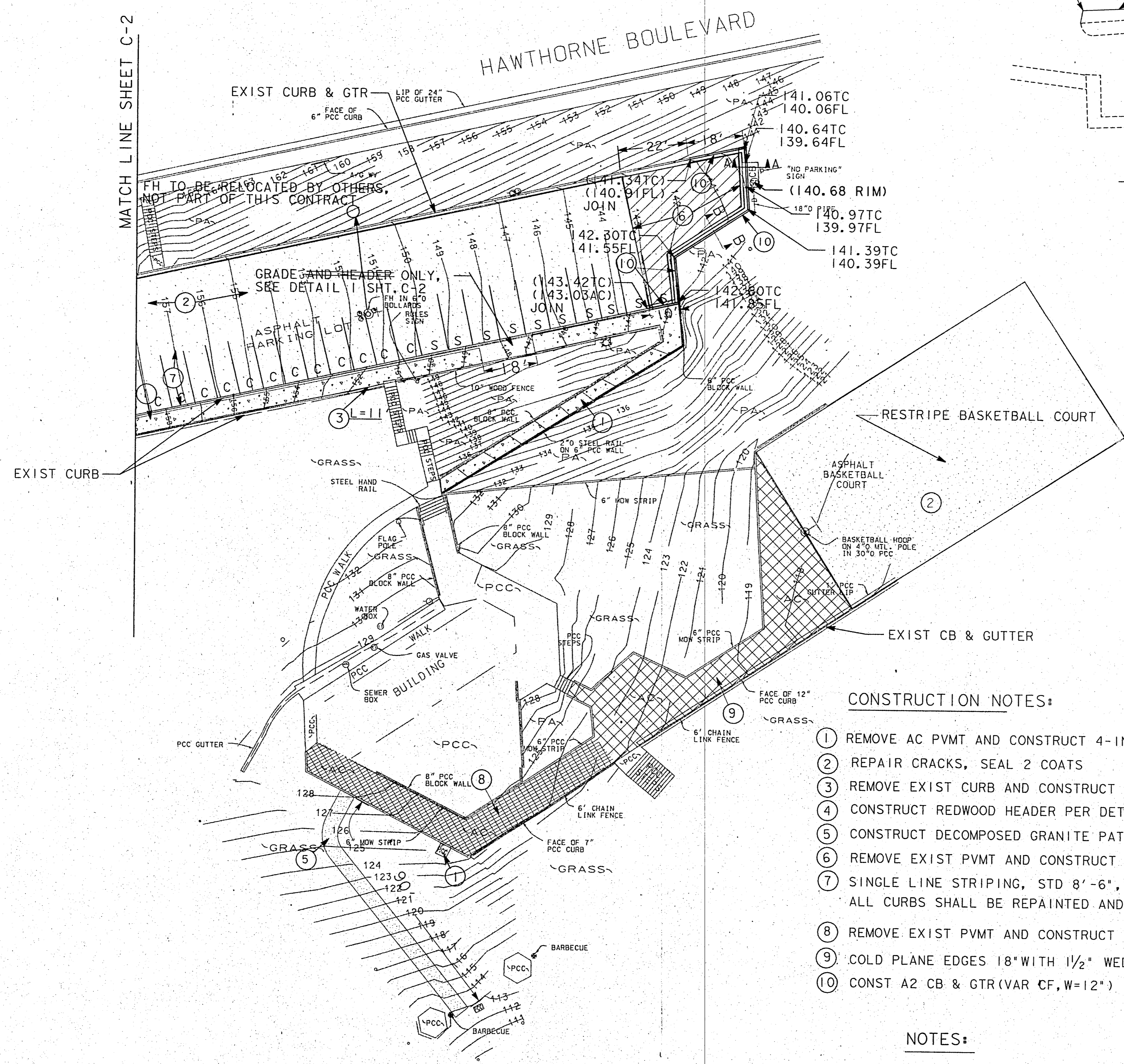
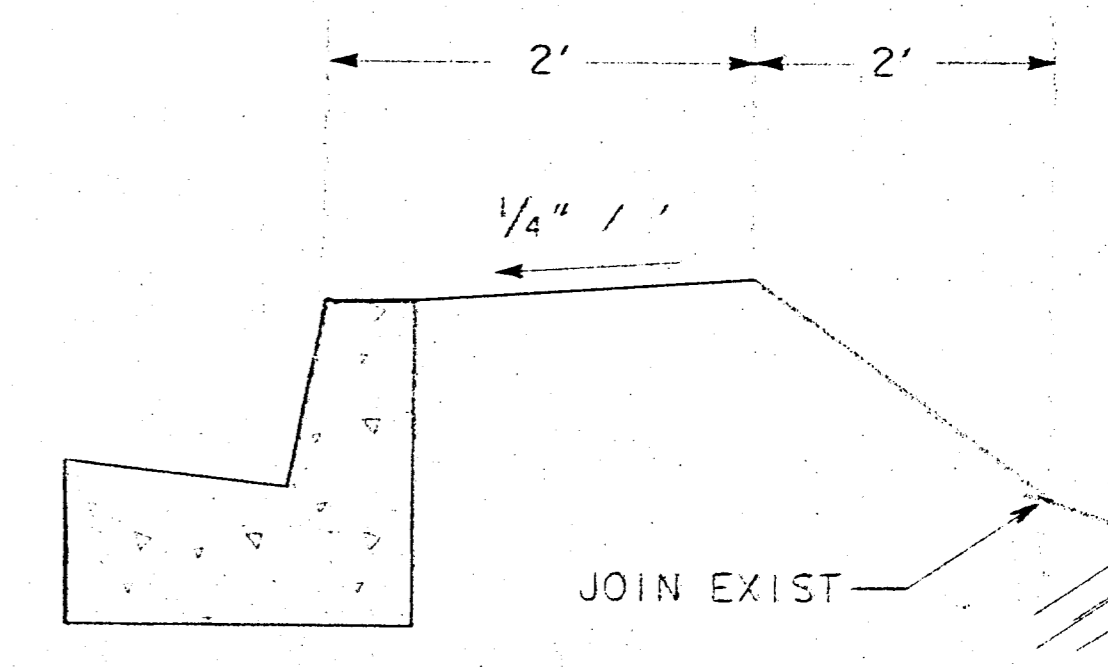


M					
L					
K					
J					
I					
H					
G					
F					
E					
D					
C					
B					
A					



SECTION A-A
NO SCALE



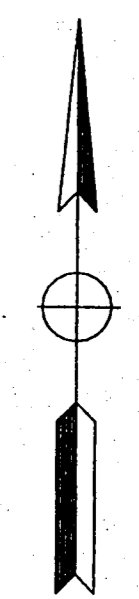
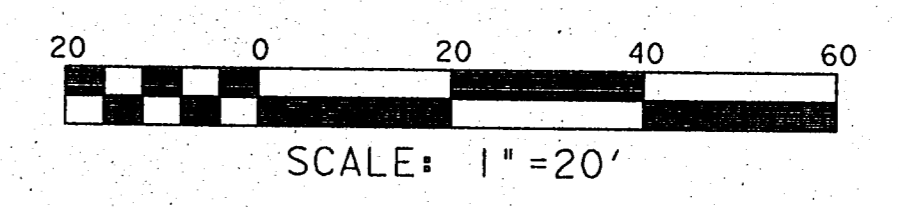
SECTION B-B
NO SCALE

CONSTRUCTION NOTES:

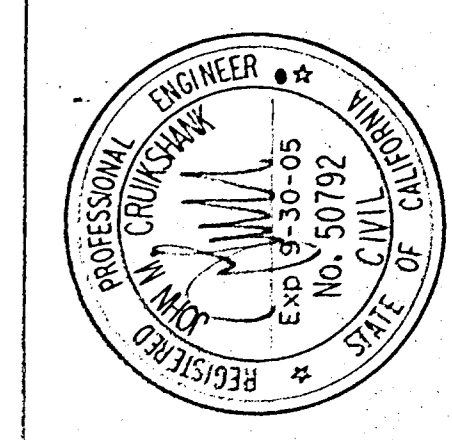
- ① REMOVE AC PVMT AND CONSTRUCT 4-INCH CONC ON NATIVE SOIL.
- ② REPAIR CRACKS, SEAL 2 COATS
- ③ REMOVE EXIST CURB AND CONSTRUCT A1-6 CURB PER APWA STD 120-1.
- ④ CONSTRUCT REDWOOD HEADER PER DETAIL 3, SHEET C-4.
- ⑤ CONSTRUCT DECOMPOSED GRANITE PATH PER DETAIL 2, SHEET C-4.
- ⑥ REMOVE EXIST PVMT AND CONSTRUCT 4" AC (2" CLASS D1 ON 2" CLASS B) ON 6" CMB
- ⑦ SINGLE LINE STRIPING, STD 8'-6", COMP 7'-6", 18' LONG
ALL CURBS SHALL BE REPAINTED AND STENCILED PER EXISTING
- ⑧ REMOVE EXIST PVMT AND CONSTRUCT 3" AC CLASS D1
- ⑨ COLD PLANE EDGES 18" WITH 1/2" WEDGE CUT, RESURFACE WITH 1/2" AC CLASS D1
- ⑩ CONST A2 CB & GTR (VAR CF, W=12") PER APWA STD 120-1

NOTES:

1. THIS PLAN ACCURATE FOR GRADING AND PAVING PLAN ONLY.
2. PROVISIONS SHALL BE MADE FOR CONTRIBUTORY DRAINAGE AT ALL TIMES.
3. CONTRACTOR SHALL SET GRADE STAKES FOR ALL NEW CONSTRUCTION ITEMS SHOWN HEREON.



PLANS PREPARED BY
JOHN M. CRUIKSHANK
C50792
DATE: 1/16/05
9/30/05
EXP. DATE
JOHN M. CRUIKSHANK CONSULTANTS, INC. (310) 320-8852
2341 W. 205TH STREET, STE 103, TORRANCE, CA 90501



CITY ENGINEER
DEPUTY CITY ENGINEER
ARCHITECT
STRUCTURAL ENG.
WATER SUPPLY ENG.
SOILS ENGINEER

PARK RENOVATION
GRADING AND PAVING PLAN
ROBERT E. RYAN COMMUNITY PARK
RANCHO PALOS VERDES, CA 90275

BLDG. NO.
PROJECT NO. 32714
SCALE 1"=20'
DATE 10/10/01
JOB CAPTAIN JMC
DRAWN BY JMC
CHECKED BY JCS
SHEET NO. 3
C-3
OF 4 SHTS
ENG. 2700JMC2

SHEET 3 OF 4 SHEETS INDEX NUMBER